

JMAP
REGENTS BY COMMON CORE
STATE STANDARD: TOPIC

NY Geometry Regents Exam Questions
from Spring 2014 to January 2017 Sorted by CCSS:Topic

www.jmap.org

TABLE OF CONTENTS

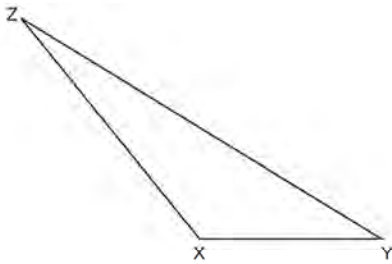
<u>TOPIC</u>	<u>P.I.: SUBTOPIC</u>	<u>QUESTION NUMBER</u>
TOOLS OF GEOMETRY	G.CO.D.12-13: Constructions	1-10
LINES AND ANGLES	G.GPE.B.6: Directed Line Segments..... G.CO.C.9: Lines and Angles	11-17 18-23
	G.GPE.B.5: Parallel and Perpendicular Lines	24-29
TRIANGLES	G.SRT.C.8: Pythagorean Theorem..... G.CO.C.10: Interior and Exterior Angles of Triangles..... G.SRT.B.5: Isosceles Triangle Theorem	30-33 34 35
	G.SRT.B.5: Side Splitter Theorem	37-40
	G.CO.C.11: Midsegments.....	41
	G.GPE.B.4: Triangles in the Coordinate Plane.....	42-43
POLYGONS	G.CO.C.11: Parallelograms	44-49
	G.CO.C.11: Special Quadrilaterals.....	50-53
	G.GPE.B.4: Quadrilaterals in the Coordinate Plane	54-59
	G.GPE.B.4, 7: Polygons in the Coordinate Plane.....	60-62
CONICS	G.GMD.A.1: Circumference	63-64
	G.C.B.5: Arc Length.....	65-66
	G.C.B.5: Sectors	67-73
	G.C.A.2: Chords, Secants and Tangents.....	74-83
	G.C.A.3: Inscribed Quadrilaterals	84
	G.GPE.A.1: Equations of Circles	85-91
	G.GPE.B.4: Circles in the Coordinate Plane	92-94
MEASURING IN THE PLANE AND SPACE	G.MG.A.3: Area and Surface Area.....	95-96
	G.GMD.B.4: Rotations of Two-Dimensions Objects	97-100
	G.GMD.B.4: Cross-Sections of Three-Dimensional Objects	101-104
	G.GMD.A.1, 3: Volume	105-116
	G.MG.A.2: Density	117-130
	G.SRT.B.5: Similarity	131-145
TRANSFORMATIONS	G.SRT.A.1: Line Dilations	146-155
	G.CO.A.5: Rotations	156-157
	G.CO.A.5: Reflections.....	158
	G.SRT.A.2: Dilations	159-163
	G.CO.A.3: Mapping a Polygon onto Itself	164-169
	G.CO.A.5, G.SRT.A.2: Compositions of Transformations	170-180
	G.CO.B.6: Properties of Transformations	181-183
	G.CO.A.2: Identifying Transformations.....	184-190
	G.CO.A.2: Analytical Representations of Transformations	191
TRIGONOMETRY	G.SRT.C.6: Trigonometric Ratios	192-193
	G.SRT.C.7: Cofunctions.....	194-201
	G.SRT.C.8: Using Trigonometry to Find a Side	202-211
	G.SRT.C.8: Using Trigonometry to Find an Angle.....	212-216
LOGIC	G.CO.B.7-8, G.SRT.B.5: Triangle Congruency	217-225
	G.CO.C.10, G.SRT.B.4: Triangle Proofs	226-231
	G.CO.C.11, G.SR.B.5: Quadrilateral Proofs	232-237
	G.SRT.B.5: Circle Proofs	238-239
	G.SRT.A.3, G.C.A.1: Similarity Proofs	240-243

Geometry Regents Exam Questions by Common Core State Standard: Topic

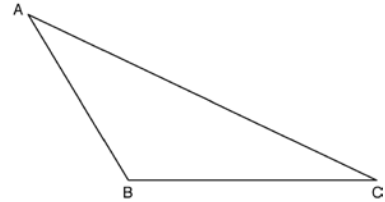
TOOLS OF GEOMETRY

G.CO.D.12-13: CONSTRUCTIONS

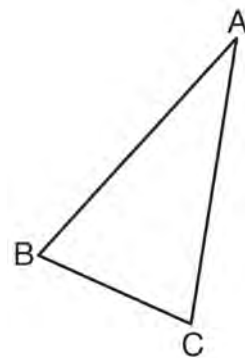
- 1 Triangle XYZ is shown below. Using a compass and straightedge, on the line below, construct and label $\triangle ABC$, such that $\triangle ABC \cong \triangle XYZ$. [Leave all construction marks.] Based on your construction, state the theorem that justifies why $\triangle ABC$ is congruent to $\triangle XYZ$.



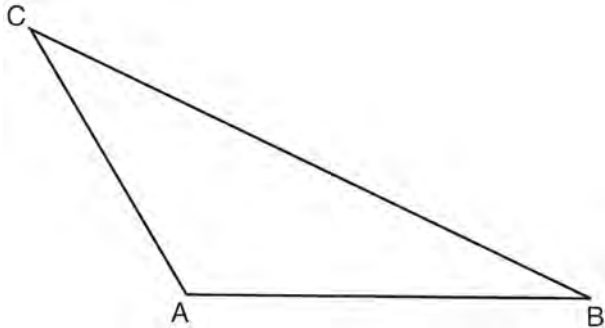
- 2 Using a compass and straightedge, construct an altitude of triangle ABC below. [Leave all construction marks.]



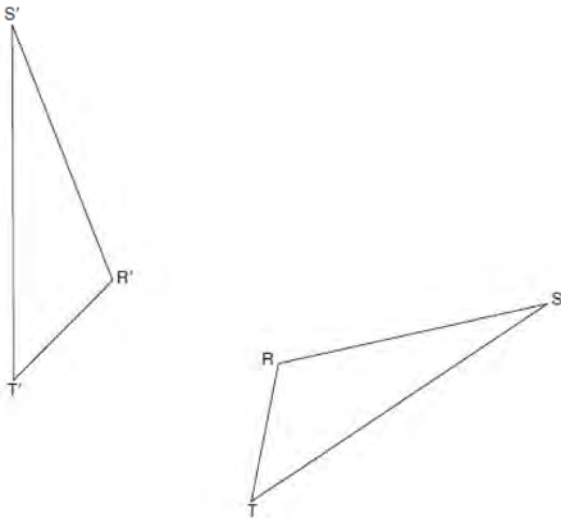
- 3 Using a compass and straightedge, construct and label $\triangle A'B'C'$, the image of $\triangle ABC$ after a dilation with a scale factor of 2 and centered at B . [Leave all construction marks.] Describe the relationship between the lengths of \overline{AC} and $\overline{A'C'}$.



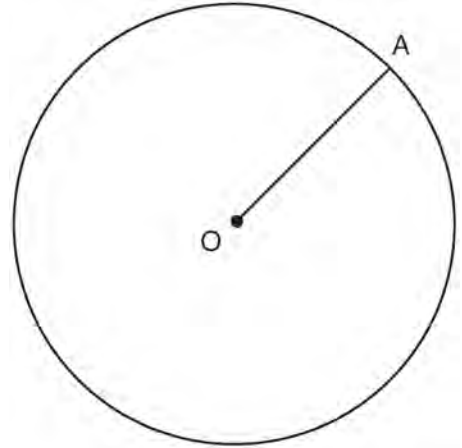
- 4 In the diagram of $\triangle ABC$ shown below, use a compass and straightedge to construct the median to \overline{AB} . [Leave all construction marks.]



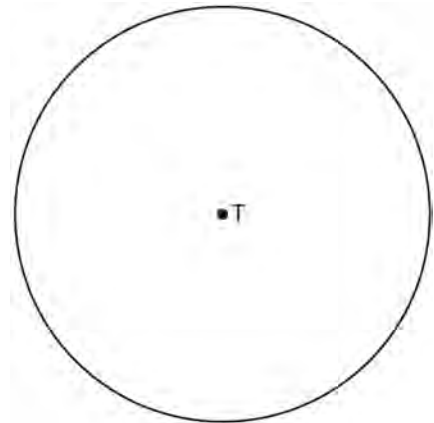
- 5 Using a compass and straightedge, construct the line of reflection over which triangle RST reflects onto triangle $R'S'T'$. [Leave all construction marks.]



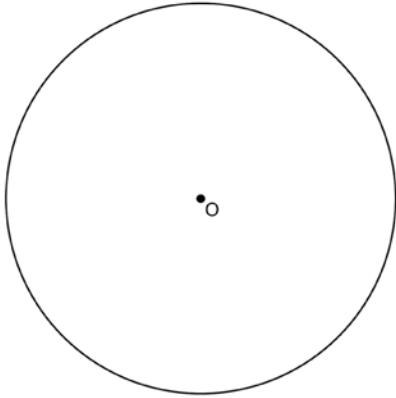
- 6 In the diagram below, radius \overline{OA} is drawn in circle O . Using a compass and a straightedge, construct a line tangent to circle O at point A . [Leave all construction marks.]



- 7 Use a compass and straightedge to construct an inscribed square in circle T shown below. [Leave all construction marks.]

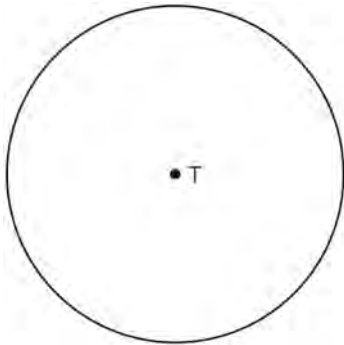


- 8 Using a straightedge and compass, construct a square inscribed in circle O below. [Leave all construction marks.]

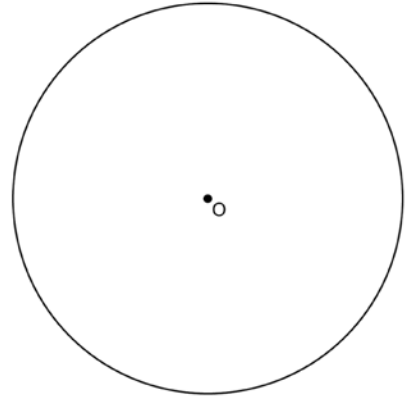


Determine the measure of the arc intercepted by two adjacent sides of the constructed square. Explain your reasoning.

- 9 Construct an equilateral triangle inscribed in circle T shown below. [Leave all construction marks.]



- 10 Using a compass and straightedge, construct a regular hexagon inscribed in circle O below. Label it $ABCDEF$. [Leave all construction marks.]



If chords \overline{FB} and \overline{FC} are drawn, which type of triangle, according to its angles, would $\triangle FBC$ be? Explain your answer.

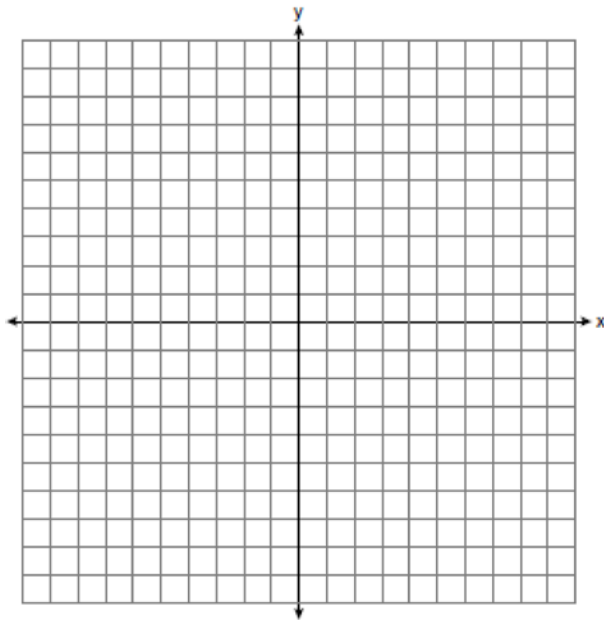
LINES AND ANGLES

G.GPE.B.6: DIRECTED LINE SEGMENTS

- 11 What are the coordinates of the point on the directed line segment from $K(-5, -4)$ to $L(5, 1)$ that partitions the segment into a ratio of 3 to 2?
- 1 $(-3, -3)$
 - 2 $(-1, -2)$
 - 3 $\left(0, -\frac{3}{2}\right)$
 - 4 $(1, -1)$
- 12 The endpoints of \overline{DEF} are $D(1, 4)$ and $F(16, 14)$. Determine and state the coordinates of point E , if $DE:EF = 2:3$.

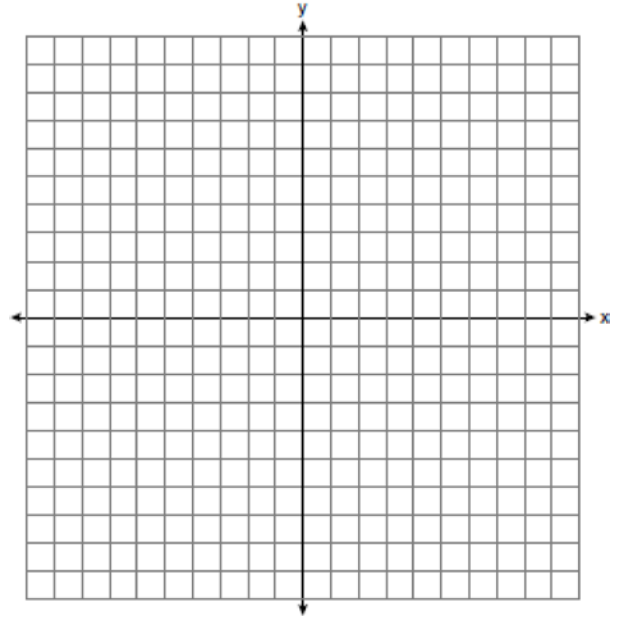
- 13 Point P is on segment AB such that $AP:PB$ is 4:5. If A has coordinates $(4,2)$, and B has coordinates $(22,2)$, determine and state the coordinates of P .

- 14 The coordinates of the endpoints of \overline{AB} are $A(-6,-5)$ and $B(4,0)$. Point P is on \overline{AB} . Determine and state the coordinates of point P , such that $AP:PB$ is 2:3. [The use of the set of axes below is optional.]



- 15 Point Q is on \overline{MN} such that $MQ:QN = 2:3$. If M has coordinates $(3,5)$ and N has coordinates $(8,-5)$, the coordinates of Q are
- 1 $(5,1)$
 - 2 $(5,0)$
 - 3 $(6,-1)$
 - 4 $(6,0)$

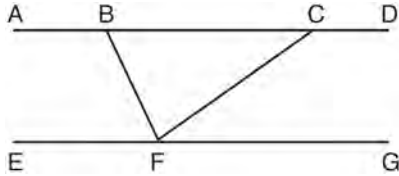
- 16 Directed line segment PT has endpoints whose coordinates are $P(-2,1)$ and $T(4,7)$. Determine the coordinates of point J that divides the segment in the ratio 2 to 1. [The use of the set of axes below is optional.]



- 17 Point P is on the directed line segment from point $X(-6,-2)$ to point $Y(6,7)$ and divides the segment in the ratio 1:5. What are the coordinates of point P ?
- 1 $\left(4, 5\frac{1}{2}\right)$
 - 2 $\left(-\frac{1}{2}, -4\right)$
 - 3 $\left(-4\frac{1}{2}, 0\right)$
 - 4 $\left(-4, -\frac{1}{2}\right)$

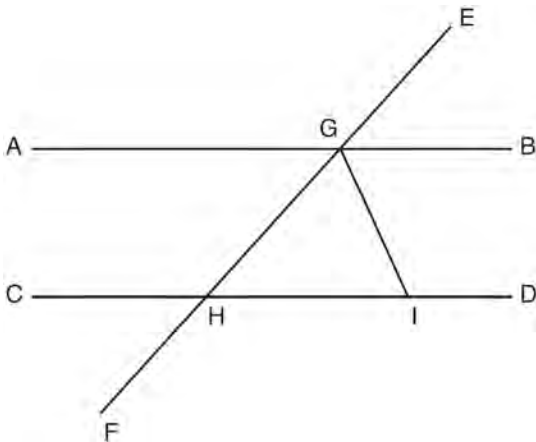
G.CO.C.9: LINES & ANGLES

- 18 Steve drew line segments \overline{ABCD} , \overline{EFG} , \overline{BF} , and \overline{CF} as shown in the diagram below. Scalene $\triangle BFC$ is formed.



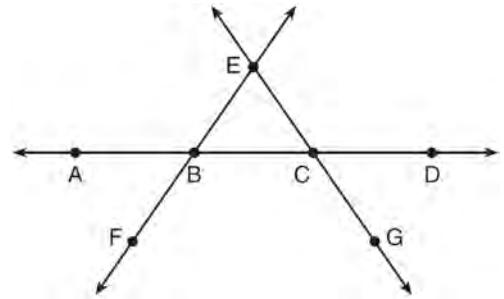
Which statement will allow Steve to prove $\overline{ABCD} \parallel \overline{EFG}$?

- 1 $\angle CFG \cong \angle FCB$
 - 2 $\angle ABF \cong \angle BFC$
 - 3 $\angle EFB \cong \angle CFB$
 - 4 $\angle CBF \cong \angle GFC$
- 19 In the diagram below, \overline{EF} intersects \overline{AB} and \overline{CD} at G and H , respectively, and \overline{GI} is drawn such that $\overline{GH} \cong \overline{IH}$.



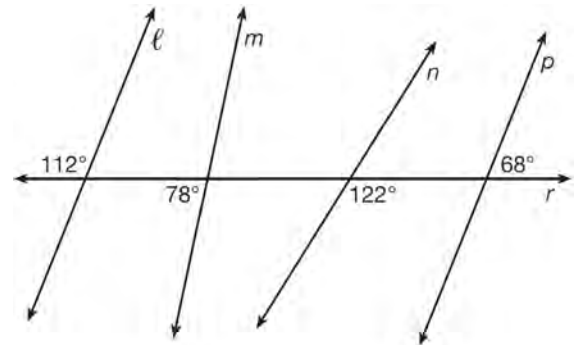
If $m\angle EGB = 50^\circ$ and $m\angle DIG = 115^\circ$, explain why $\overline{AB} \parallel \overline{CD}$.

- 20 In the diagram below, \overleftrightarrow{FE} bisects \overline{AC} at B , and \overleftrightarrow{GE} bisects \overline{BD} at C .



Which statement is always true?

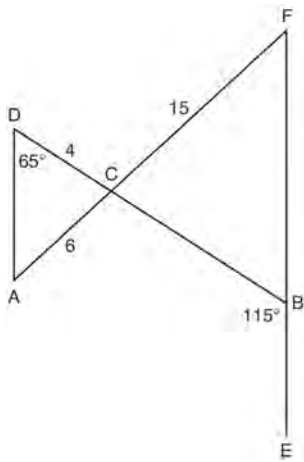
- 1 $\overline{AB} \cong \overline{DC}$
 - 2 $\overline{FB} \cong \overline{EB}$
 - 3 \overleftrightarrow{BD} bisects \overline{GE} at C .
 - 4 \overleftrightarrow{AC} bisects \overline{FE} at B .
- 21 In the diagram below, lines ℓ , m , n , and p intersect line r .



Which statement is true?

- 1 $\ell \parallel n$
- 2 $\ell \parallel p$
- 3 $m \parallel p$
- 4 $m \parallel n$

- 22 In the diagram below, \overline{DB} and \overline{AF} intersect at point C , and \overline{AD} and \overline{FBE} are drawn.



If $AC = 6$, $DC = 4$, $FC = 15$, $m\angle D = 65^\circ$, and $m\angle CBE = 115^\circ$, what is the length of \overline{CB} ?

- 1 10
- 2 12
- 3 17
- 4 22.5

- 23 Segment \overline{CD} is the perpendicular bisector of \overline{AB} at E . Which pair of segments does *not* have to be congruent?

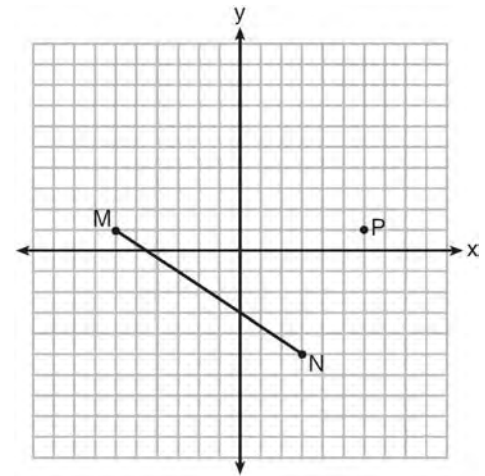
- 1 $\overline{AD}, \overline{BD}$
- 2 $\overline{AC}, \overline{BC}$
- 3 $\overline{AE}, \overline{BE}$
- 4 $\overline{DE}, \overline{CE}$

G.GPE.B.5: PARALLEL AND PERPENDICULAR LINES

- 24 Which equation represents a line that is perpendicular to the line represented by $2x - y = 7$?

- 1 $y = -\frac{1}{2}x + 6$
- 2 $y = \frac{1}{2}x + 6$
- 3 $y = -2x + 6$
- 4 $y = 2x + 6$

- 25 Given \overline{MN} shown below, with $M(-6, 1)$ and $N(3, -5)$, what is an equation of the line that passes through point $P(6, 1)$ and is parallel to \overline{MN} ?



- 1 $y = -\frac{2}{3}x + 5$
- 2 $y = -\frac{2}{3}x - 3$
- 3 $y = \frac{3}{2}x + 7$
- 4 $y = \frac{3}{2}x - 8$

26 An equation of a line perpendicular to the line represented by the equation $y = -\frac{1}{2}x - 5$ and passing through $(6, -4)$ is

- 1 $y = -\frac{1}{2}x + 4$
- 2 $y = -\frac{1}{2}x - 1$
- 3 $y = 2x + 14$
- 4 $y = 2x - 16$

27 Line segment \overline{NY} has endpoints $N(-11, 5)$ and $Y(5, -7)$. What is the equation of the perpendicular bisector of \overline{NY} ?

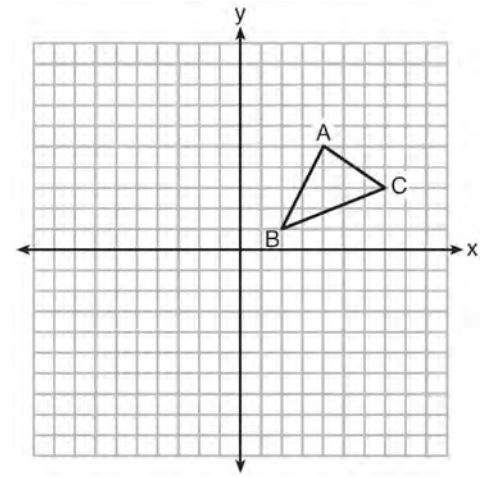
- 1 $y + 1 = \frac{4}{3}(x + 3)$
- 2 $y + 1 = -\frac{3}{4}(x + 3)$
- 3 $y - 6 = \frac{4}{3}(x - 8)$
- 4 $y - 6 = -\frac{3}{4}(x - 8)$

28 Which equation represents the line that passes through the point $(-2, 2)$ and is parallel to

$$y = \frac{1}{2}x + 8?$$

- 1 $y = \frac{1}{2}x$
- 2 $y = -2x - 3$
- 3 $y = \frac{1}{2}x + 3$
- 4 $y = -2x + 3$

29 In the diagram below, $\triangle ABC$ has vertices $A(4, 5)$, $B(2, 1)$, and $C(7, 3)$.



What is the slope of the altitude drawn from A to \overline{BC} ?

- 1 $\frac{2}{5}$
- 2 $\frac{3}{2}$
- 3 $-\frac{1}{2}$
- 4 $-\frac{5}{2}$

TRIANGLES

G.SRT.C.8: PYTHAGOREAN THEOREM, 30-60-90 TRIANGLES

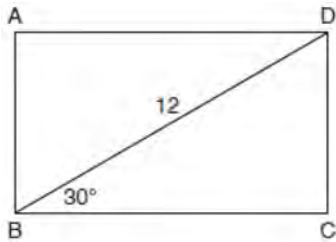
30 Linda is designing a circular piece of stained glass with a diameter of 7 inches. She is going to sketch a square inside the circular region. To the *nearest tenth of an inch*, the largest possible length of a side of the square is

- 1 3.5
- 2 4.9
- 3 5.0
- 4 6.9

- 31 The aspect ratio (the ratio of screen width to height) of a rectangular flat-screen television is 16:9. The length of the diagonal of the screen is the television's screen size. Determine and state, to the *nearest inch*, the screen size (diagonal) of this flat-screen television with a screen height of 20.6 inches.

- 32 An equilateral triangle has sides of length 20. To the *nearest tenth*, what is the height of the equilateral triangle?
- 1 10.0
 - 2 11.5
 - 3 17.3
 - 4 23.1

- 33 The diagram shows rectangle $ABCD$, with diagonal \overline{BD} .

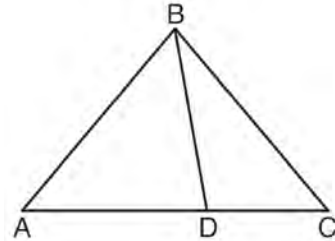


What is the perimeter of rectangle $ABCD$, to the *nearest tenth*?

- 1 28.4
- 2 32.8
- 3 48.0
- 4 62.4

G.CO.C.10: INTERIOR AND EXTERIOR ANGLES OF TRIANGLES

- 34 In the diagram below, $m\angle BDC = 100^\circ$, $m\angle A = 50^\circ$, and $m\angle DBC = 30^\circ$.



Which statement is true?

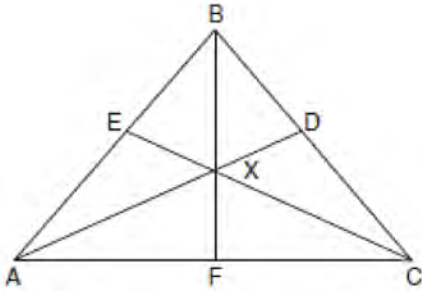
- 1 $\triangle ABD$ is obtuse.
- 2 $\triangle ABC$ is isosceles.
- 3 $m\angle ABD = 80^\circ$
- 4 $\triangle ABD$ is scalene.

G.SRT.B.5: ISOSCELES TRIANGLE THEOREM

- 35 In isosceles $\triangle MNP$, line segment \overline{NO} bisects vertex $\angle MNP$, as shown below. If $MP = 16$, find the length of \overline{MO} and explain your answer.

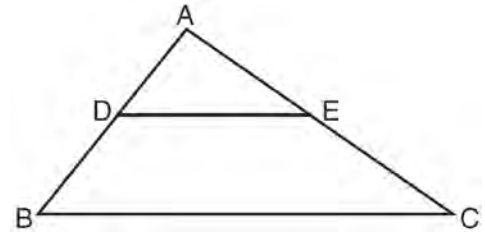


- 36 In the diagram below of isosceles triangle $\triangle ABC$, $\overline{AB} \cong \overline{CB}$ and angle bisectors \overline{AD} , \overline{BF} , and \overline{CE} are drawn and intersect at X .



If $m\angle BAC = 50^\circ$, find $m\angle AXC$.

- 38 In the diagram below, $\triangle ABC \sim \triangle ADE$.

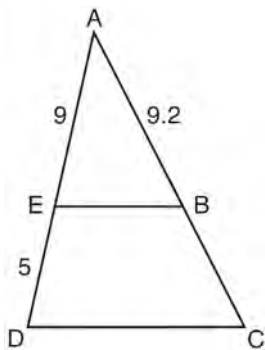


Which measurements are justified by this similarity?

- 1 $AD = 3$, $AB = 6$, $AE = 4$, and $AC = 12$
- 2 $AD = 5$, $AB = 8$, $AE = 7$, and $AC = 10$
- 3 $AD = 3$, $AB = 9$, $AE = 5$, and $AC = 10$
- 4 $AD = 2$, $AB = 6$, $AE = 5$, and $AC = 15$

G.SRT.B.5: SIDE SPLITTER THEOREM

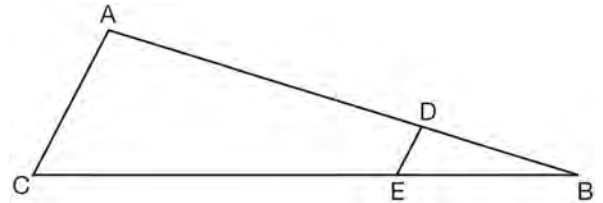
- 37 In the diagram of $\triangle ADC$ below, $\overline{EB} \parallel \overline{DC}$, $AE = 9$, $ED = 5$, and $AB = 9.2$.



What is the length of \overline{AC} , to the nearest tenth?

- 1 5.1
- 2 5.2
- 3 14.3
- 4 14.4

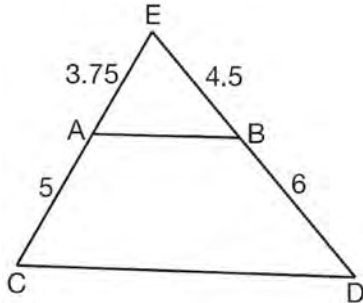
- 39 In the diagram of $\triangle ABC$, points D and E are on \overline{AB} and \overline{CB} , respectively, such that $\overline{AC} \parallel \overline{DE}$.



If $AD = 24$, $DB = 12$, and $DE = 4$, what is the length of \overline{AC} ?

- 1 8
- 2 12
- 3 16
- 4 72

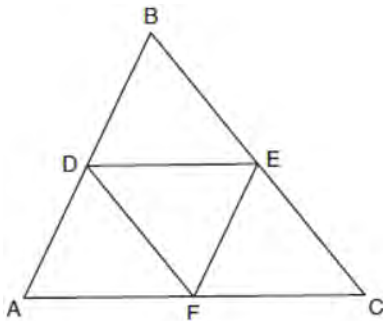
- 40 In $\triangle CED$ as shown below, points A and B are located on sides \overline{CE} and \overline{ED} , respectively. Line segment \overline{AB} is drawn such that $AE = 3.75$, $AC = 5$, $EB = 4.5$, and $BD = 6$.



Explain why \overline{AB} is parallel to \overline{CD} .

G.CO.C.11: MIDSEGMENTS

- 41 In the diagram below, \overline{DE} , \overline{DF} , and \overline{EF} are midsegments of $\triangle ABC$.

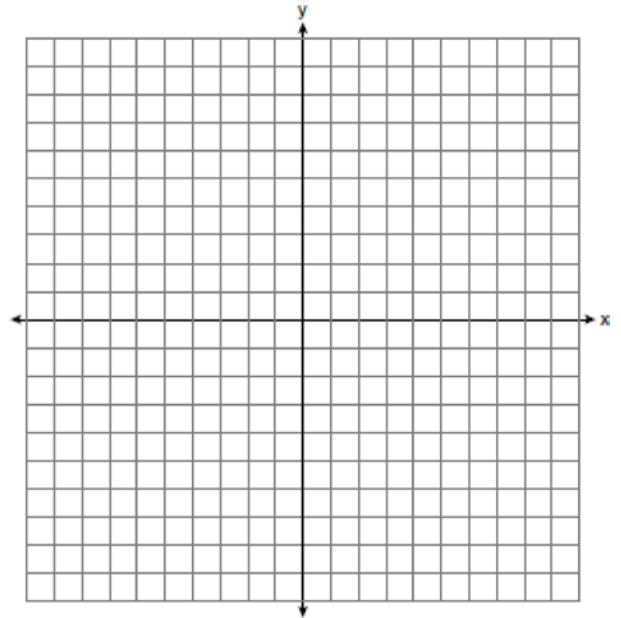


The perimeter of quadrilateral $ADEF$ is equivalent to

- 1 $AB + BC + AC$
- 2 $\frac{1}{2}AB + \frac{1}{2}AC$
- 3 $2AB + 2AC$
- 4 $AB + AC$

G.GPE.B.4: TRIANGLES IN THE COORDINATE PLANE

- 42 Triangle ABC has vertices with $A(x, 3)$, $B(-3, -1)$, and $C(-1, -4)$. Determine and state a value of x that would make triangle ABC a right triangle. Justify why $\triangle ABC$ is a right triangle. [The use of the set of axes below is optional.]



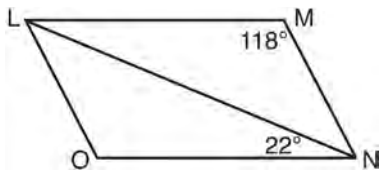
- 43 The coordinates of the vertices of $\triangle RST$ are $R(-2, -3)$, $S(8, 2)$, and $T(4, 5)$. Which type of triangle is $\triangle RST$?
- 1 right
 - 2 acute
 - 3 obtuse
 - 4 equiangular

POLYGONS

G.CO.C.11: PARALLELOGRAMS

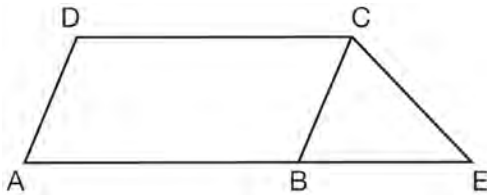
- 44 Quadrilateral $ABCD$ has diagonals \overline{AC} and \overline{BD} . Which information is *not* sufficient to prove $ABCD$ is a parallelogram?
- \overline{AC} and \overline{BD} bisect each other.
 - $\overline{AB} \cong \overline{CD}$ and $\overline{BC} \cong \overline{AD}$
 - $\overline{AB} \cong \overline{CD}$ and $\overline{AB} \parallel \overline{CD}$
 - $\overline{AB} \cong \overline{CD}$ and $\overline{BC} \parallel \overline{AD}$

- 45 The diagram below shows parallelogram $LMNO$ with diagonal \overline{LN} , $m\angle M = 118^\circ$, and $m\angle LNO = 22^\circ$.



Explain why $m\angle NLO$ is 40 degrees.

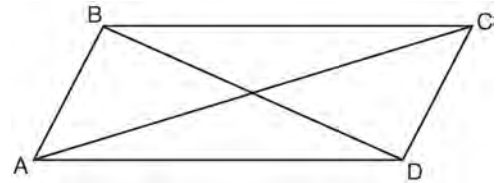
- 46 In the diagram below, $ABCD$ is a parallelogram, \overline{AB} is extended through B to E , and \overline{CE} is drawn.



If $\overline{CE} \cong \overline{BE}$ and $m\angle D = 112^\circ$, what is $m\angle E$?

- 44°
- 56°
- 68°
- 112°

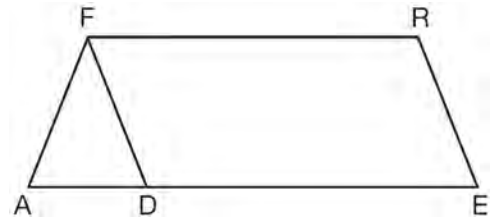
- 47 Quadrilateral $ABCD$ with diagonals \overline{AC} and \overline{BD} is shown in the diagram below.



Which information is *not* enough to prove $ABCD$ is a parallelogram?

- $\overline{AB} \cong \overline{CD}$ and $\overline{AB} \parallel \overline{DC}$
- $\overline{AB} \cong \overline{CD}$ and $\overline{BC} \cong \overline{DA}$
- $\overline{AB} \cong \overline{CD}$ and $\overline{BC} \parallel \overline{AD}$
- $\overline{AB} \parallel \overline{DC}$ and $\overline{BC} \parallel \overline{AD}$

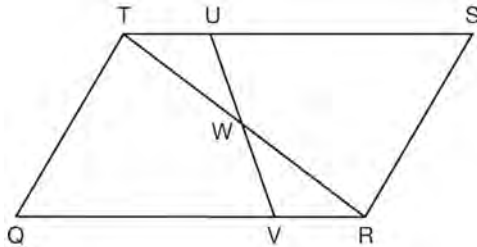
- 48 In the diagram of parallelogram $FRED$ shown below, \overline{ED} is extended to A , and \overline{AF} is drawn such that $\overline{AF} \cong \overline{DF}$.



If $m\angle R = 124^\circ$, what is $m\angle AFD$?

- 124°
- 112°
- 68°
- 56°

- 49 In parallelogram $QRST$ shown below, diagonal \overline{TR} is drawn, U and V are points on \overline{TS} and \overline{QR} , respectively, and \overline{UV} intersects \overline{TR} at W .



If $m\angle S = 60^\circ$, $m\angle SRT = 83^\circ$, and $m\angle TWU = 35^\circ$, what is $m\angle WVQ$?

- 1 37°
- 2 60°
- 3 72°
- 4 83°

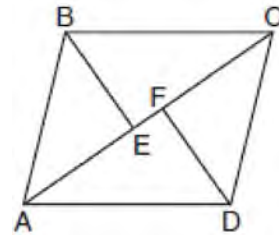
G.CO.C.11: SPECIAL QUADRILATERALS

- 50 A parallelogram must be a rectangle when its
- 1 diagonals are perpendicular
 - 2 diagonals are congruent
 - 3 opposite sides are parallel
 - 4 opposite sides are congruent
- 51 A parallelogram is always a rectangle if
- 1 the diagonals are congruent
 - 2 the diagonals bisect each other
 - 3 the diagonals intersect at right angles
 - 4 the opposite angles are congruent

- 52 In parallelogram $ABCD$, diagonals \overline{AC} and \overline{BD} intersect at E . Which statement does *not* prove parallelogram $ABCD$ is a rhombus?

- 1 $\overline{AC} \cong \overline{DB}$
- 2 $\overline{AB} \cong \overline{BC}$
- 3 $\overline{AC} \perp \overline{DB}$
- 4 AC bisects $\angle DCB$

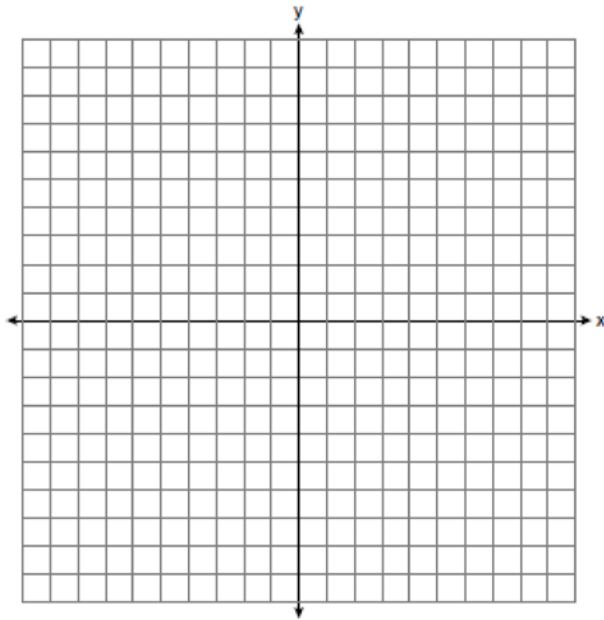
- 53 In the diagram below, if $\triangle ABE \cong \triangle CDF$ and \overline{AEFC} is drawn, then it could be proven that quadrilateral $ABCD$ is a



- 1 square
- 2 rhombus
- 3 rectangle
- 4 parallelogram

G.GPE.B.4: QUADRILATERALS IN THE COORDINATE PLANE

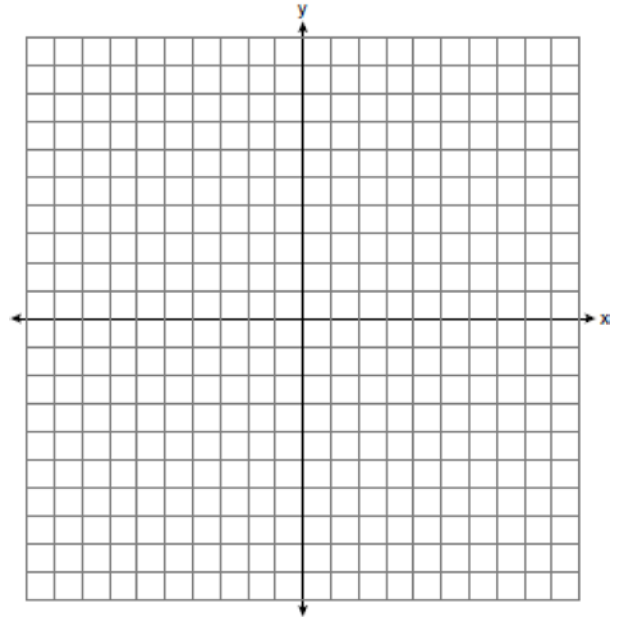
- 54 In rhombus $MATH$, the coordinates of the endpoints of the diagonal \overline{MT} are $M(0,-1)$ and $T(4,6)$. Write an equation of the line that contains diagonal \overline{AH} . [Use of the set of axes below is optional.] Using the given information, explain how you know that your line contains diagonal \overline{AH} .



- 55 Parallelogram $ABCD$ has coordinates $A(0,7)$ and $C(2,1)$. Which statement would prove that $ABCD$ is a rhombus?
- 1 The midpoint of \overline{AC} is $(1,4)$.
 - 2 The length of \overline{BD} is $\sqrt{40}$.
 - 3 The slope of \overline{BD} is $\frac{1}{3}$.
 - 4 The slope of \overline{AB} is $\frac{1}{3}$.

- 56 A quadrilateral has vertices with coordinates $(-3,1)$, $(0,3)$, $(5,2)$, and $(-1,-2)$. Which type of quadrilateral is this?
- 1 rhombus
 - 2 rectangle
 - 3 square
 - 4 trapezoid

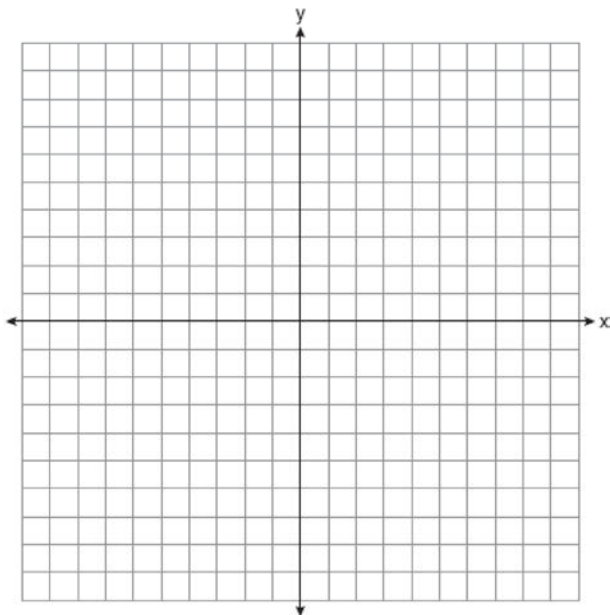
- 57 In the coordinate plane, the vertices of $\triangle RST$ are $R(6,-1)$, $S(1,-4)$, and $T(-5,6)$. Prove that $\triangle RST$ is a right triangle. State the coordinates of point P such that quadrilateral $RSTP$ is a rectangle. Prove that your quadrilateral $RSTP$ is a rectangle. [The use of the set of axes below is optional.]



- 58 The diagonals of rhombus $TEAM$ intersect at $P(2, 1)$. If the equation of the line that contains diagonal \overline{TA} is $y = -x + 3$, what is the equation of a line that contains diagonal \overline{EM} ?

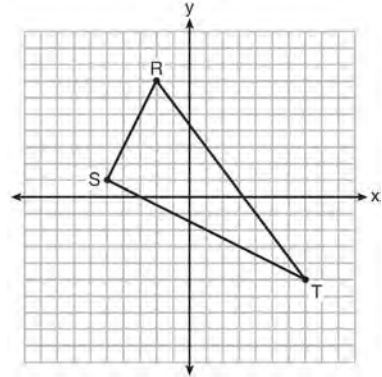
- 1 $y = x - 1$
- 2 $y = x - 3$
- 3 $y = -x - 1$
- 4 $y = -x - 3$

- 59 In square $GEOM$, the coordinates of G are $(2, -2)$ and the coordinates of O are $(-4, 2)$. Determine and state the coordinates of vertices E and M . [The use of the set of axes below is optional.]



G.GPE.B.7: POLYGONS IN THE COORDINATE PLANE

- 60 Triangle RST is graphed on the set of axes below.



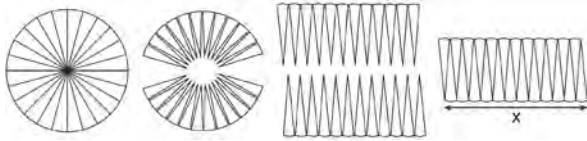
How many square units are in the area of $\triangle RST$?

- 1 $9\sqrt{3} + 15$
 - 2 $9\sqrt{5} + 15$
 - 3 45
 - 4 90
- 61 The coordinates of vertices A and B of $\triangle ABC$ are $A(3, 4)$ and $B(3, 12)$. If the area of $\triangle ABC$ is 24 square units, what could be the coordinates of point C ?
- 1 $(3, 6)$
 - 2 $(8, -3)$
 - 3 $(-3, 8)$
 - 4 $(6, 3)$
- 62 The endpoints of one side of a regular pentagon are $(-1, 4)$ and $(2, 3)$. What is the perimeter of the pentagon?
- 1 $\sqrt{10}$
 - 2 $5\sqrt{10}$
 - 3 $5\sqrt{2}$
 - 4 $25\sqrt{2}$

CONICS

G.GMD.A.1: CIRCUMFERENCE

- 63 A circle with a radius of 5 was divided into 24 congruent sectors. The sectors were then rearranged, as shown in the diagram below.

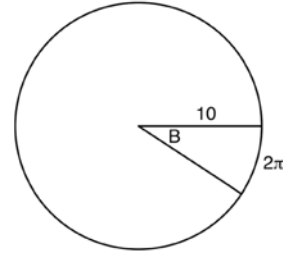


To the *nearest integer*, the value of x is

- 1 31
 - 2 16
 - 3 12
 - 4 10
- 64 A designer needs to create perfectly circular necklaces. The necklaces each need to have a radius of 10 cm. What is the largest number of necklaces that can be made from 1000 cm of wire?
- 1 15
 - 2 16
 - 3 31
 - 4 32

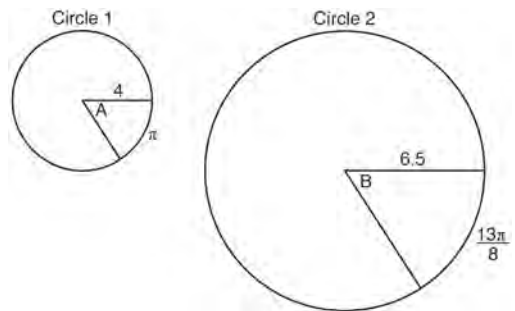
G.C.B.5: ARC LENGTH

- 65 In the diagram below, the circle shown has radius 10. Angle B intercepts an arc with a length of 2π .



What is the measure of angle B , in radians?

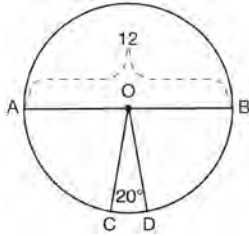
- 1 $10 + 2\pi$
 - 2 20π
 - 3 $\frac{\pi}{5}$
 - 4 $\frac{5}{\pi}$
- 66 In the diagram below, Circle 1 has radius 4, while Circle 2 has radius 6.5. Angle A intercepts an arc of length π , and angle B intercepts an arc of length $\frac{13\pi}{8}$.



Dominic thinks that angles A and B have the same radian measure. State whether Dominic is correct or not. Explain why.

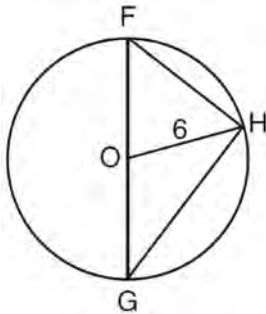
G.C.B.5: SECTORS

- 67 In the diagram below of circle O , diameter \overline{AB} and radii \overline{OC} and \overline{OD} are drawn. The length of \overline{AB} is 12 and the measure of $\angle COD$ is 20 degrees.



If $\widehat{AC} \cong \widehat{BD}$, find the area of sector BOD in terms of π .

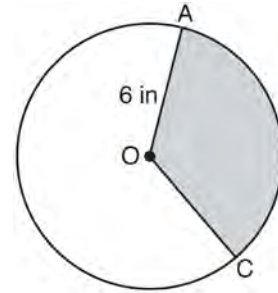
- 68 Triangle FGH is inscribed in circle O , the length of radius \overline{OH} is 6, and $\overline{FH} \cong \overline{OG}$.



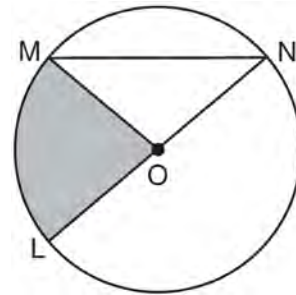
What is the area of the sector formed by angle FOH ?

- 1 2π
- 2 $\frac{3}{2}\pi$
- 3 6π
- 4 24π

- 69 In the diagram below of circle O , the area of the shaded sector AOC is $12\pi \text{ in}^2$ and the length of \overline{OA} is 6 inches. Determine and state $m\angle AOC$.



- 70 In the diagram below of circle O , the area of the shaded sector LOM is $2\pi \text{ cm}^2$.



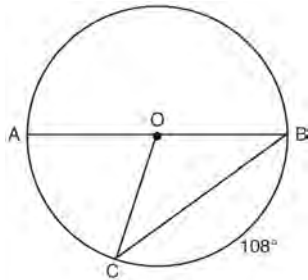
If the length of \overline{NL} is 6 cm, what is $m\angle N$?

- 1 10°
- 2 20°
- 3 40°
- 4 80°

71 What is the area of a sector of a circle with a radius of 8 inches and formed by a central angle that measures 60° ?

- 1 $\frac{8\pi}{3}$
- 2 $\frac{16\pi}{3}$
- 3 $\frac{32\pi}{3}$
- 4 $\frac{64\pi}{3}$

72 In circle O , diameter \overline{AB} , chord \overline{BC} , and radius \overline{OC} are drawn, and the measure of arc BC is 108° .



Some students wrote these formulas to find the area of sector COB :

Amy $\frac{3}{10} \cdot \pi \cdot (BC)^2$

Beth $\frac{108}{360} \cdot \pi \cdot (OC)^2$

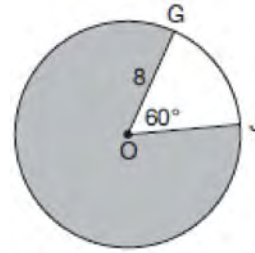
Carl $\frac{3}{10} \cdot \pi \cdot \left(\frac{1}{2}AB\right)^2$

Dex $\frac{108}{360} \cdot \pi \cdot \frac{1}{2}(AB)^2$

Which students wrote correct formulas?

- 1 Amy and Dex
- 2 Beth and Carl
- 3 Carl and Amy
- 4 Dex and Beth

73 In the diagram below of circle O , $GO = 8$ and $m\angle GOJ = 60^\circ$.

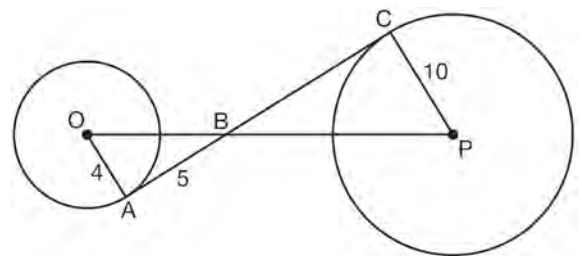


What is the area, in terms of π , of the shaded region?

- 1 $\frac{4\pi}{3}$
- 2 $\frac{20\pi}{3}$
- 3 $\frac{32\pi}{3}$
- 4 $\frac{160\pi}{3}$

G.C.A.2: CHORDS, SECANTS AND TANGENTS

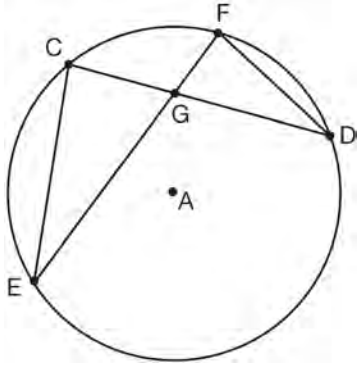
74 In the diagram shown below, \overline{AC} is tangent to circle O at A and to circle P at C , \overline{OP} intersects \overline{AC} at B , $OA = 4$, $AB = 5$, and $PC = 10$.



What is the length of \overline{BC} ?

- 1 6.4
- 2 8
- 3 12.5
- 4 16

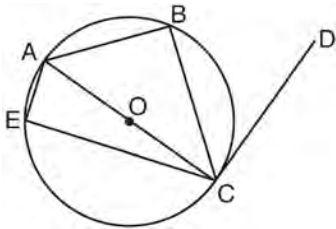
- 75 In the diagram of circle A shown below, chords \overline{CD} and \overline{EF} intersect at G , and chords \overline{CE} and \overline{FD} are drawn.



Which statement is *not* always true?

- 1 $\overline{CG} \cong \overline{FG}$
- 2 $\angle CEG \cong \angle FDG$
- 3 $\frac{CE}{EG} = \frac{FD}{DG}$
- 4 $\triangle CEG \sim \triangle FDG$

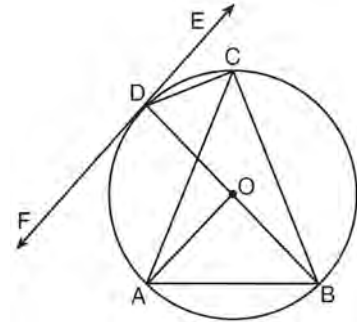
- 76 In circle O shown below, diameter \overline{AC} is perpendicular to \overline{CD} at point C , and chords \overline{AB} , \overline{BC} , \overline{AE} , and \overline{CE} are drawn.



Which statement is *not* always true?

- 1 $\angle ACB \cong \angle BCD$
- 2 $\angle ABC \cong \angle ACD$
- 3 $\angle BAC \cong \angle DCB$
- 4 $\angle CBA \cong \angle AEC$

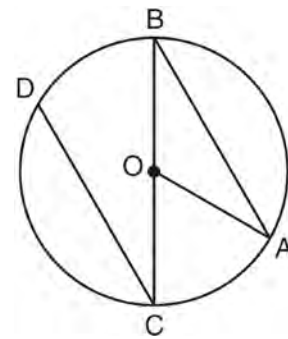
- 77 In the diagram below, \overline{DC} , \overline{AC} , \overline{DOB} , \overline{CB} , and \overline{AB} are chords of circle O , \overleftrightarrow{FDE} is tangent at point D , and radius \overline{AO} is drawn. Sam decides to apply this theorem to the diagram: “An angle inscribed in a semi-circle is a right angle.”



Which angle is Sam referring to?

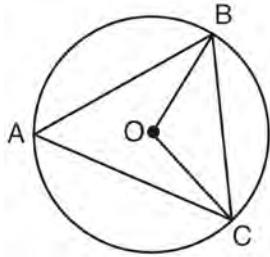
- 1 $\angle AOB$
- 2 $\angle BAC$
- 3 $\angle DCB$
- 4 $\angle FDB$

- 78 In the diagram below of circle O with diameter \overline{BC} and radius \overline{OA} , chord \overline{DC} is parallel to chord \overline{BA} .



If $m\angle BCD = 30^\circ$, determine and state $m\angle AOB$.

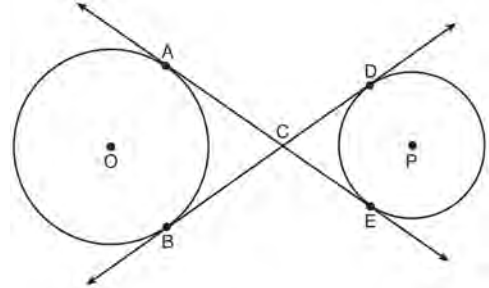
- 79 In the diagram below of circle O , \overline{OB} and \overline{OC} are radii, and chords \overline{AB} , \overline{BC} , and \overline{AC} are drawn.



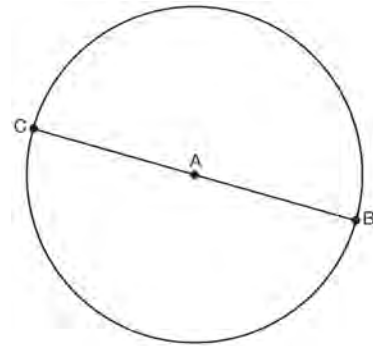
Which statement must always be true?

- 1 $\angle BAC \cong \angle BOC$
 - 2 $m\angle BAC = \frac{1}{2} m\angle BOC$
 - 3 $\triangle BAC$ and $\triangle BOC$ are isosceles.
 - 4 The area of $\triangle BAC$ is twice the area of $\triangle BOC$.
- 80 In circle O , secants \overline{ADB} and \overline{AEC} are drawn from external point A such that points $D, B, E,$ and C are on circle O . If $AD = 8$, $AE = 6$, and EC is 12 more than BD , the length of \overline{BD} is
- 1 6
 - 2 22
 - 3 36
 - 4 48

- 81 Lines AE and BD are tangent to circles O and P at $A, E, B,$ and D , as shown in the diagram below. If $AC:CE = 5:3$, and $BD = 56$, determine and state the length of \overline{CD} .



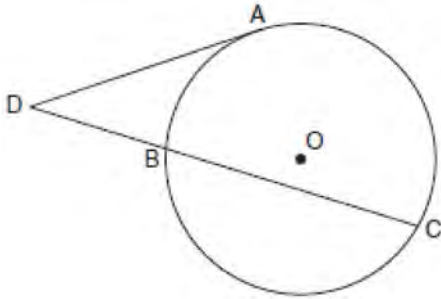
- 82 In the diagram below, \overline{BC} is the diameter of circle A .



Point D , which is unique from points B and C , is plotted on circle A . Which statement must always be true?

- 1 $\triangle BCD$ is a right triangle.
- 2 $\triangle BCD$ is an isosceles triangle.
- 3 $\triangle BAD$ and $\triangle CBD$ are similar triangles.
- 4 $\triangle BAD$ and $\triangle CAD$ are congruent triangles.

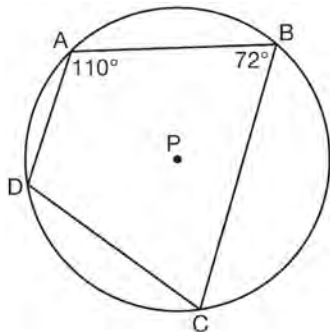
- 83 In the diagram below, tangent \overline{DA} and secant \overline{DBC} are drawn to circle O from external point D , such that $\widehat{AC} \cong \widehat{BC}$.



If $m\widehat{BC} = 152^\circ$, determine and state $m\angle D$.

G.C.A.3: INSCRIBED QUADRILATERALS

- 84 In the diagram below, quadrilateral $ABCD$ is inscribed in circle P .



What is $m\angle ADC$?

- 1 70°
- 2 72°
- 3 108°
- 4 110°

G.GPE.A.1: EQUATIONS OF CIRCLES

- 85 The equation of a circle is $x^2 + y^2 + 6y = 7$. What are the coordinates of the center and the length of the radius of the circle?
- 1 center $(0, 3)$ and radius 4
 - 2 center $(0, -3)$ and radius 4
 - 3 center $(0, 3)$ and radius 16
 - 4 center $(0, -3)$ and radius 16
- 86 If $x^2 + 4x + y^2 - 6y - 12 = 0$ is the equation of a circle, the length of the radius is
- 1 25
 - 2 16
 - 3 5
 - 4 4

- 87 What are the coordinates of the center and length of the radius of the circle whose equation is $x^2 + 6x + y^2 - 4y = 23$?
- 1 $(3, -2)$ and 36
 - 2 $(3, -2)$ and 6
 - 3 $(-3, 2)$ and 36
 - 4 $(-3, 2)$ and 6
- 88 What are the coordinates of the center and the length of the radius of the circle represented by the equation $x^2 + y^2 - 4x + 8y + 11 = 0$?
- 1 center $(2, -4)$ and radius 3
 - 2 center $(-2, 4)$ and radius 3
 - 3 center $(2, -4)$ and radius 9
 - 4 center $(-2, 4)$ and radius 9

- 89 Kevin's work for deriving the equation of a circle is shown below.

$$x^2 + 4x = -(y^2 - 20)$$

STEP 1 $x^2 + 4x = -y^2 + 20$

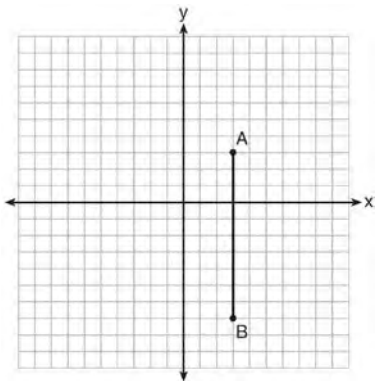
STEP 2 $x^2 + 4x + 4 = -y^2 + 20 - 4$

STEP 3 $(x + 2)^2 = -y^2 + 20 - 4$

STEP 4 $(x + 2)^2 + y^2 = 16$

In which step did he make an error in his work?

- 1 Step 1
 - 2 Step 2
 - 3 Step 3
 - 4 Step 4
- 90 The graph below shows \overline{AB} , which is a chord of circle O . The coordinates of the endpoints of \overline{AB} are $A(3,3)$ and $B(3,-7)$. The distance from the midpoint of \overline{AB} to the center of circle O is 2 units.



What could be a correct equation for circle O ?

- 1 $(x - 1)^2 + (y + 2)^2 = 29$
- 2 $(x + 5)^2 + (y - 2)^2 = 29$
- 3 $(x - 1)^2 + (y - 2)^2 = 25$
- 4 $(x - 5)^2 + (y + 2)^2 = 25$

- 91 The equation of a circle is $x^2 + y^2 - 6y + 1 = 0$. What are the coordinates of the center and the length of the radius of this circle?

1 center $(0, 3)$ and radius $= 2\sqrt{2}$

2 center $(0, -3)$ and radius $= 2\sqrt{2}$

3 center $(0, 6)$ and radius $= \sqrt{35}$

4 center $(0, -6)$ and radius $= \sqrt{35}$

G.GPE.B.4: CIRCLES IN THE COORDINATE PLANE

- 92 The center of circle Q has coordinates $(3, -2)$. If circle Q passes through $R(7, 1)$, what is the length of its diameter?

1 50

2 25

3 10

4 5

- 93 A circle has a center at $(1, -2)$ and radius of 4. Does the point $(3.4, 1.2)$ lie on the circle? Justify your answer.

- 94 A circle whose center is the origin passes through the point $(-5, 12)$. Which point also lies on this circle?

1 $(10, 3)$

2 $(-12, 13)$

3 $(11, 2\sqrt{12})$

4 $(-8, 5\sqrt{21})$

MEASURING IN THE PLANE AND SPACE

G.MG.A.3: AREA AND SURFACE AREA

- 95 A farmer has 64 feet of fence to enclose a rectangular vegetable garden. Which dimensions would result in the biggest area for this garden?
- 1 the length and the width are equal
 - 2 the length is 2 more than the width
 - 3 the length is 4 more than the width
 - 4 the length is 6 more than the width
- 96 A gallon of paint will cover approximately 450 square feet. An artist wants to paint all the outside surfaces of a cube measuring 12 feet on each edge. What is the *least* number of gallons of paint he must buy to paint the cube?
- 1 1
 - 2 2
 - 3 3
 - 4 4

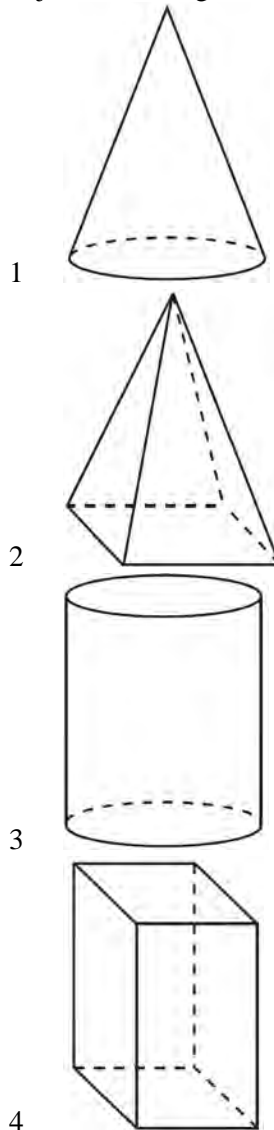
G.GMD.B.4: ROTATIONS OF TWO-DIMENSIONAL OBJECTS

- 97 If the rectangle below is continuously rotated about side w , which solid figure is formed?

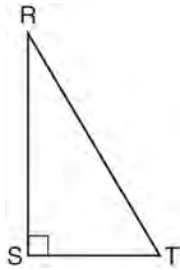


- 1 pyramid
- 2 rectangular prism
- 3 cone
- 4 cylinder

- 98 A student has a rectangular postcard that he folds in half lengthwise. Next, he rotates it continuously about the folded edge. Which three-dimensional object below is generated by this rotation?



- 99 Which object is formed when right triangle RST shown below is rotated around leg RS ?



- 1 a pyramid with a square base
 - 2 an isosceles triangle
 - 3 a right triangle
 - 4 a cone
- 100 If an equilateral triangle is continuously rotated around one of its medians, which 3-dimensional object is generated?
- 1 cone
 - 2 pyramid
 - 3 prism
 - 4 sphere

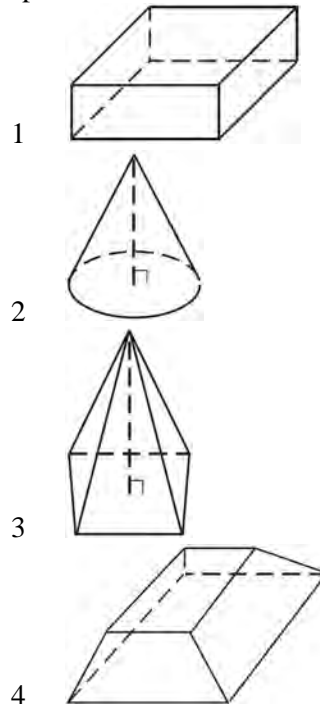
G.GMD.B.4: CROSS-SECTIONS OF THREE-DIMENSIONAL OBJECTS

- 101 The cross section of a regular pyramid contains the altitude of the pyramid. The shape of this cross section is a
- 1 circle
 - 2 square
 - 3 triangle
 - 4 rectangle

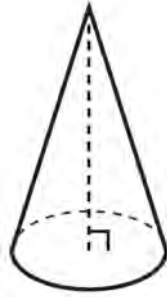
- 102 A plane intersects a hexagonal prism. The plane is perpendicular to the base of the prism. Which two-dimensional figure is the cross section of the plane intersecting the prism?

- 1 triangle
- 2 trapezoid
- 3 hexagon
- 4 rectangle





- 103 Which figure can have the same cross section as a sphere?



- 104 William is drawing pictures of cross sections of the right circular cone below.

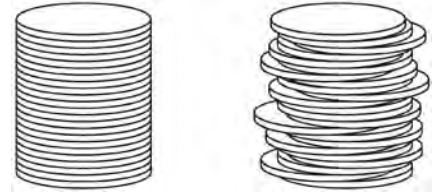


Which drawing can *not* be a cross section of a cone?

- 1 
- 2 
- 3 
- 4 

G.GMD.A.1, 3: VOLUME

- 105 Two stacks of 23 quarters each are shown below. One stack forms a cylinder but the other stack does not form a cylinder.



Use Cavalieri's principle to explain why the volumes of these two stacks of quarters are equal.

- 106 A barrel of fuel oil is a right circular cylinder where the inside measurements of the barrel are a diameter of 22.5 inches and a height of 33.5 inches. There are 231 cubic inches in a liquid gallon. Determine and state, to the *nearest tenth*, the gallons of fuel that are in a barrel of fuel oil.

- 107 The Great Pyramid of Giza was constructed as a regular pyramid with a square base. It was built with an approximate volume of 2,592,276 cubic meters and a height of 146.5 meters. What was the length of one side of its base, to the *nearest meter*?

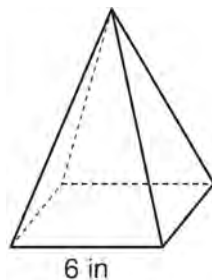
- 1 73
- 2 77
- 3 133
- 4 230

- 108 A fish tank in the shape of a rectangular prism has dimensions of 14 inches, 16 inches, and 10 inches. The tank contains 1680 cubic inches of water.

What percent of the fish tank is empty?

- 1 10
- 2 25
- 3 50
- 4 75

- 109 As shown in the diagram below, a regular pyramid has a square base whose side measures 6 inches.



If the altitude of the pyramid measures 12 inches, its volume, in cubic inches, is

- 1 72
- 2 144
- 3 288
- 4 432

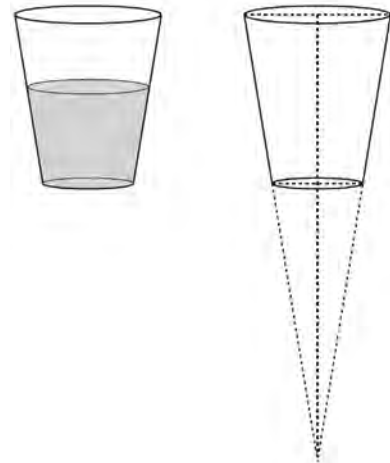
- 110 The diameter of a basketball is approximately 9.5 inches and the diameter of a tennis ball is approximately 2.5 inches. The volume of the basketball is about how many times greater than the volume of the tennis ball?

- 1 3591
- 2 65
- 3 55
- 4 4

- 111 A company is creating an object from a wooden cube with an edge length of 8.5 cm. A right circular cone with a diameter of 8 cm and an altitude of 8 cm will be cut out of the cube. Which expression represents the volume of the remaining wood?

- 1 $(8.5)^3 - \pi(8)^2(8)$
- 2 $(8.5)^3 - \pi(4)^2(8)$
- 3 $(8.5)^3 - \frac{1}{3}\pi(8)^2(8)$
- 4 $(8.5)^3 - \frac{1}{3}\pi(4)^2(8)$

- 112 A water glass can be modeled by a truncated right cone (a cone which is cut parallel to its base) as shown below.

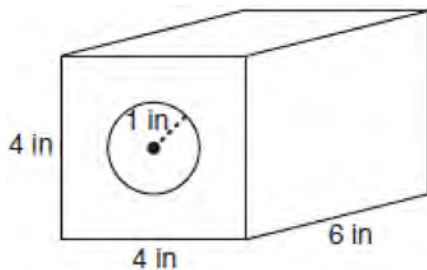


The diameter of the top of the glass is 3 inches, the diameter at the bottom of the glass is 2 inches, and the height of the glass is 5 inches. The base with a diameter of 2 inches must be parallel to the base with a diameter of 3 inches in order to find the height of the cone. Explain why. Determine and state, in inches, the height of the larger cone. Determine and state, to the *nearest tenth of a cubic inch*, the volume of the water glass.

- 113 Tennis balls are sold in cylindrical cans with the balls stacked one on top of the other. A tennis ball has a diameter of 6.7 cm. To the *nearest cubic centimeter*, what is the minimum volume of the can that holds a stack of 4 tennis balls?

- 1 236
- 2 282
- 3 564
- 4 945

- 114 A solid metal prism has a rectangular base with sides of 4 inches and 6 inches, and a height of 4 inches. A hole in the shape of a cylinder, with a radius of 1 inch, is drilled through the entire length of the rectangular prism.




What is the approximate volume of the remaining solid, in cubic inches?

- 1 19
- 2 77
- 3 93
- 4 96

- 115 A water cup in the shape of a cone has a height of 4 inches and a maximum diameter of 3 inches. What is the volume of the water in the cup, to the *nearest tenth of a cubic inch*, when the cup is filled to half its height?

- 1 1.2
- 2 3.5
- 3 4.7
- 4 14.1

- 116 A candle maker uses a mold to make candles like the one shown below.



The height of the candle is 13 cm and the circumference of the candle at its widest measure is 31.416 cm. Use modeling to approximate how much wax, to the *nearest cubic centimeter*, is needed to make this candle. Justify your answer.


G.MG.A.2: DENSITY

- 117 Trees that are cut down and stripped of their branches for timber are approximately cylindrical. A timber company specializes in a certain type of tree that has a typical diameter of 50 cm and a typical height of about 10 meters. The density of the wood is 380 kilograms per cubic meter, and the wood can be sold by mass at a rate of \$4.75 per kilogram. Determine and state the minimum number of whole trees that must be sold to raise at least \$50,000.

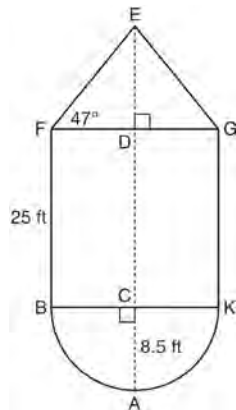
- 118 A contractor needs to purchase 500 bricks. The dimensions of each brick are 5.1 cm by 10.2 cm by 20.3 cm, and the density of each brick is 1920 kg/m^3 . The maximum capacity of the contractor's trailer is 900 kg. Can the trailer hold the weight of 500 bricks? Justify your answer.

- 119 A shipping container is in the shape of a right rectangular prism with a length of 12 feet, a width of 8.5 feet, and a height of 4 feet. The container is completely filled with contents that weigh, on average, 0.25 pound per cubic foot. What is the weight, in pounds, of the contents in the container?
- 1 1,632
 - 2 408
 - 3 102
 - 4 92

- 120 The water tower in the picture below is modeled by the two-dimensional figure beside it. The water tower is composed of a hemisphere, a cylinder, and a cone. Let C be the center of the hemisphere and let D be the center of the base of the cone.



Source: <http://en.wikipedia.org>



If $AC = 8.5$ feet, $BF = 25$ feet, and $m\angle EFD = 47^\circ$, determine and state, to the *nearest cubic foot*, the volume of the water tower. The water tower was constructed to hold a maximum of 400,000 pounds of water. If water weighs 62.4 pounds per cubic foot, can the water tower be filled to 85% of its volume and *not* exceed the weight limit? Justify your answer.

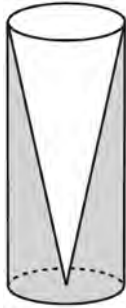
- 121 A hemispherical tank is filled with water and has a diameter of 10 feet. If water weighs 62.4 pounds per cubic foot, what is the total weight of the water in a full tank, to the *nearest pound*?
- 1 16,336
 - 2 32,673
 - 3 130,690
 - 4 261,381

- 122 A wooden cube has an edge length of 6 centimeters and a mass of 137.8 grams. Determine the density of the cube, to the *nearest thousandth*. State which type of wood the cube is made of, using the density table below.

Type of Wood	Density (g/cm ³)
Pine	0.373
Hemlock	0.431
Elm	0.554
Birch	0.601
Ash	0.638
Maple	0.676
Oak	0.711

- 123 Molly wishes to make a lawn ornament in the form of a solid sphere. The clay being used to make the sphere weighs .075 pound per cubic inch. If the sphere's radius is 4 inches, what is the weight of the sphere, to the *nearest pound*?
- 1 34
 - 2 20
 - 3 15
 - 4 4

- 124 Walter wants to make 100 candles in the shape of a cone for his new candle business. The mold shown below will be used to make the candles. Each mold will have a height of 8 inches and a diameter of 3 inches. To the *nearest cubic inch*, what will be the total volume of 100 candles?

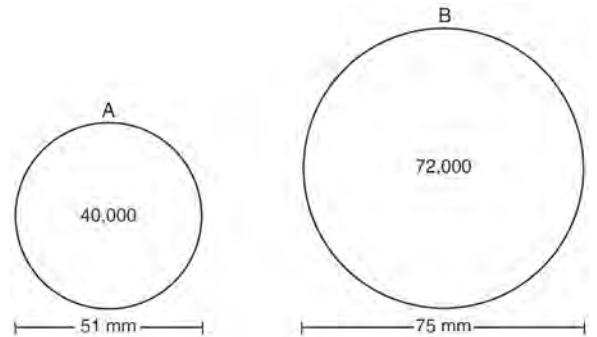


Walter goes to a hobby store to buy the wax for his candles. The wax costs \$0.10 per ounce. If the weight of the wax is 0.52 ounce per cubic inch, how much will it cost Walter to buy the wax for 100 candles? If Walter spent a total of \$37.83 for the molds and charges \$1.95 for each candle, what is Walter's profit after selling 100 candles?

- 125 Seawater contains approximately 1.2 ounces of salt per liter on average. How many gallons of seawater, to the *nearest tenth of a gallon*, would contain 1 pound of salt?
- 1 3.3
 - 2 3.5
 - 3 4.7
 - 4 13.3

- 126 A hemispherical water tank has an inside diameter of 10 feet. If water has a density of 62.4 pounds per cubic foot, what is the weight of the water in a full tank, to the *nearest pound*?
- 1 16,336
 - 2 32,673
 - 3 130,690
 - 4 261,381

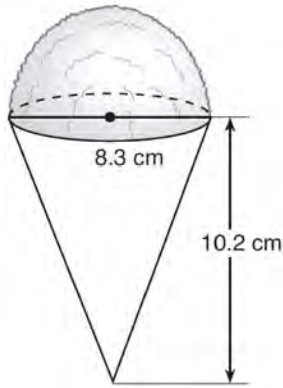
- 127 During an experiment, the same type of bacteria is grown in two petri dishes. Petri dish A has a diameter of 51 mm and has approximately 40,000 bacteria after 1 hour. Petri dish B has a diameter of 75 mm and has approximately 72,000 bacteria after 1 hour.



Determine and state which petri dish has the greater population density of bacteria at the end of the first hour.

- 128 The density of the American white oak tree is 752 kilograms per cubic meter. If the trunk of an American white oak tree has a circumference of 4.5 meters and the height of the trunk is 8 meters, what is the approximate number of kilograms of the trunk?
- 1 13
 - 2 9694
 - 3 13,536
 - 4 30,456

- 129 A snow cone consists of a paper cone completely filled with shaved ice and topped with a hemisphere of shaved ice, as shown in the diagram below. The inside diameter of both the cone and the hemisphere is 8.3 centimeters. The height of the cone is 10.2 centimeters.

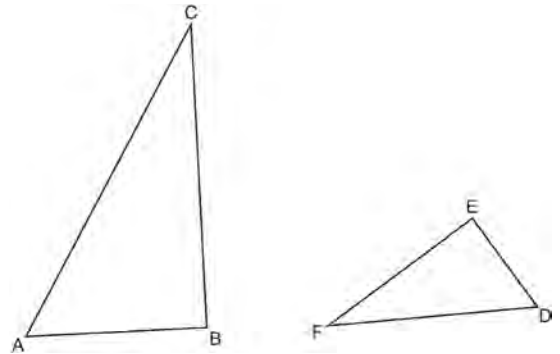


The desired density of the shaved ice is 0.697 g/cm^3 , and the cost, per kilogram, of ice is \$3.83. Determine and state the cost of the ice needed to make 50 snow cones.

- 130 New streetlights will be installed along a section of the highway. The posts for the streetlights will be 7.5 m tall and made of aluminum. The city can choose to buy the posts shaped like cylinders or the posts shaped like rectangular prisms. The cylindrical posts have a hollow core, with aluminum 2.5 cm thick, and an outer diameter of 53.4 cm. The rectangular-prism posts have a hollow core, with aluminum 2.5 cm thick, and a square base that measures 40 cm on each side. The density of aluminum is 2.7 g/cm^3 , and the cost of aluminum is \$0.38 per kilogram. If all posts must be the same shape, which post design will cost the town less? How much money will be saved per streetlight post with the less expensive design?

G.SRT.B.5: SIMILARITY

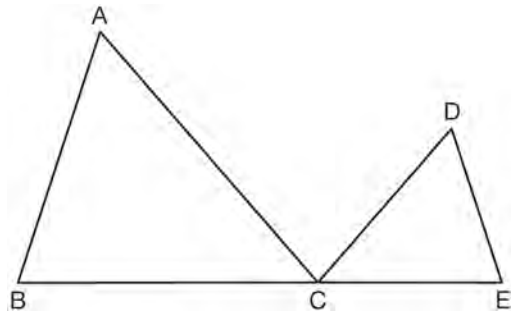
- 131 Triangles ABC and DEF are drawn below.



If $AB = 9$, $BC = 15$, $DE = 6$, $EF = 10$, and $\angle B \cong \angle E$, which statement is true?

- 1 $\angle CAB \cong \angle DEF$
- 2 $\frac{AB}{CB} = \frac{FE}{DE}$
- 3 $\triangle ABC \sim \triangle DEF$
- 4 $\frac{AB}{DE} = \frac{FE}{CB}$

- 132 In the diagram below, $\triangle ABC \sim \triangle DEC$.

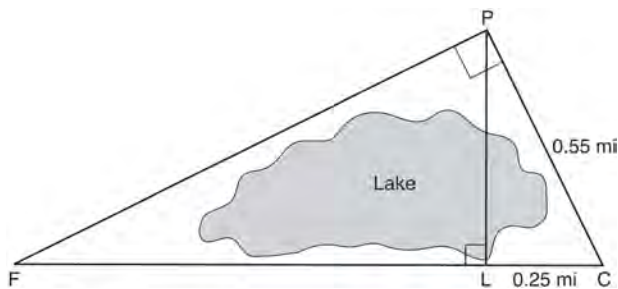


If $AC = 12$, $DC = 7$, $DE = 5$, and the perimeter of $\triangle ABC$ is 30, what is the perimeter of $\triangle DEC$?

- 1 12.5
- 2 14.0
- 3 14.8
- 4 17.5

133 A flagpole casts a shadow 16.60 meters long. Tim stands at a distance of 12.45 meters from the base of the flagpole, such that the end of Tim's shadow meets the end of the flagpole's shadow. If Tim is 1.65 meters tall, determine and state the height of the flagpole to the *nearest tenth of a meter*.

134 In the diagram below, the line of sight from the park ranger station, P , to the lifeguard chair, L , on the beach of a lake is perpendicular to the path joining the campground, C , and the first aid station, F . The campground is 0.25 mile from the lifeguard chair. The straight paths from both the campground and first aid station to the park ranger station are perpendicular.

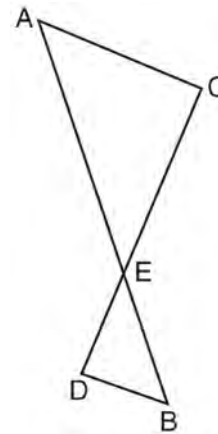


If the path from the park ranger station to the campground is 0.55 mile, determine and state, to the *nearest hundredth of a mile*, the distance between the park ranger station and the lifeguard chair. Gerald believes the distance from the first aid station to the campground is at least 1.5 miles. Is Gerald correct? Justify your answer.

135 The ratio of similarity of $\triangle BOY$ to $\triangle GRL$ is 1:2. If $BO = x + 3$ and $GR = 3x - 1$, then the length of \overline{GR} is

- 1 5
- 2 7
- 3 10
- 4 20

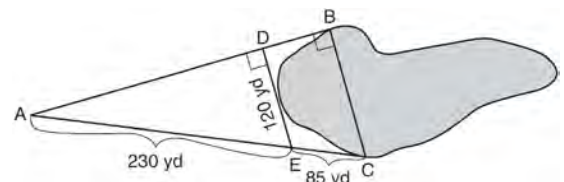
136 As shown in the diagram below, \overline{AB} and \overline{CD} intersect at E , and $\overline{AC} \parallel \overline{BD}$.



Given $\triangle AEC \sim \triangle BED$, which equation is true?

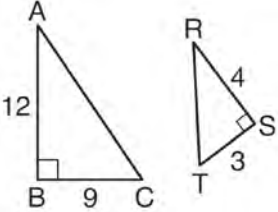
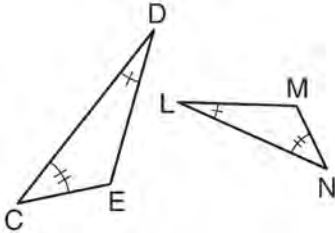
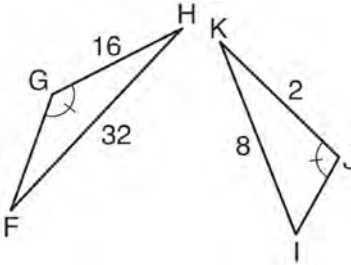
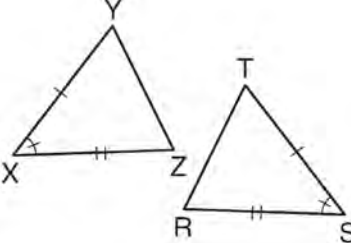
- 1 $\frac{CE}{DE} = \frac{EB}{EA}$
- 2 $\frac{AE}{BE} = \frac{AC}{BD}$
- 3 $\frac{EC}{AE} = \frac{BE}{ED}$
- 4 $\frac{ED}{EC} = \frac{AC}{BD}$

137 To find the distance across a pond from point B to point C , a surveyor drew the diagram below. The measurements he made are indicated on his diagram.

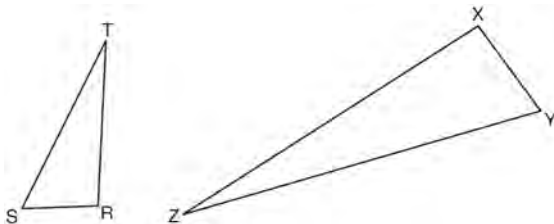


Use the surveyor's information to determine and state the distance from point B to point C , to the *nearest yard*.

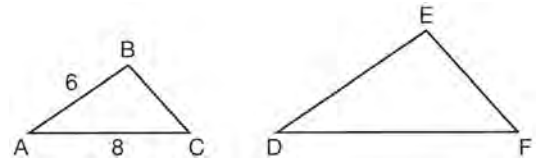
138 Using the information given below, which set of triangles can *not* be proven similar?

- 1 
- 2 
- 3 
- 4 

139 Triangles RST and XYZ are drawn below. If $RS = 6$, $ST = 14$, $XY = 9$, $YZ = 21$, and $\angle S \cong \angle Y$, is $\triangle RST$ similar to $\triangle XYZ$? Justify your answer.



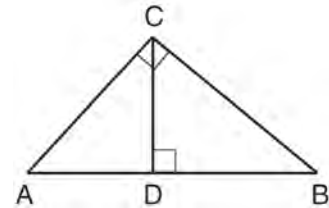
140 In the diagram below, $\triangle ABC \sim \triangle DEF$.



If $AB = 6$ and $AC = 8$, which statement will justify similarity by SAS?

- 1 $DE = 9$, $DF = 12$, and $\angle A \cong \angle D$
- 2 $DE = 8$, $DF = 10$, and $\angle A \cong \angle D$
- 3 $DE = 36$, $DF = 64$, and $\angle C \cong \angle F$
- 4 $DE = 15$, $DF = 20$, and $\angle C \cong \angle F$

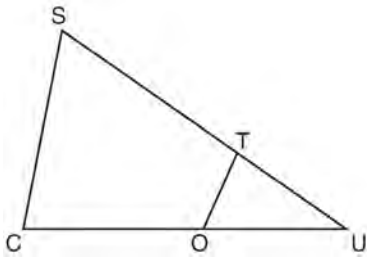
141 In the diagram below, \overline{CD} is the altitude drawn to the hypotenuse \overline{AB} of right triangle ABC .



Which lengths would *not* produce an altitude that measures $6\sqrt{2}$?

- 1 $AD = 2$ and $DB = 36$
- 2 $AD = 3$ and $AB = 24$
- 3 $AD = 6$ and $DB = 12$
- 4 $AD = 8$ and $AB = 17$

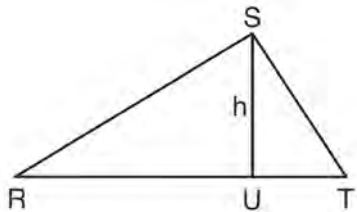
- 142 In $\triangle SCU$ shown below, points T and O are on \overline{SU} and \overline{CU} , respectively. Segment \overline{OT} is drawn so that $\angle C \cong \angle OTU$.



If $TU = 4$, $OU = 5$, and $OC = 7$, what is the length of \overline{ST} ?

- 1 5.6
- 2 8.75
- 3 11
- 4 15

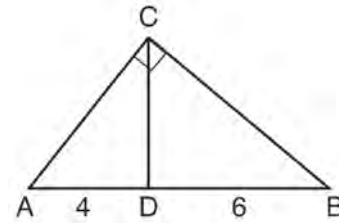
- 143 In $\triangle RST$ shown below, altitude \overline{SU} is drawn to \overline{RT} at U .



If $SU = h$, $UT = 12$, and $RT = 42$, which value of h will make $\triangle RST$ a right triangle with $\angle RST$ as a right angle?

- 1 $6\sqrt{3}$
- 2 $6\sqrt{10}$
- 3 $6\sqrt{14}$
- 4 $6\sqrt{35}$

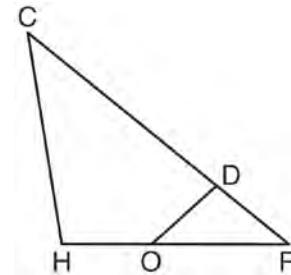
- 144 In the diagram of right triangle ABC , \overline{CD} intersects hypotenuse \overline{AB} at D .



If $AD = 4$ and $DB = 6$, which length of \overline{AC} makes $\overline{CD} \perp \overline{AB}$?

- 1 $2\sqrt{6}$
- 2 $2\sqrt{10}$
- 3 $2\sqrt{15}$
- 4 $4\sqrt{2}$

- 145 In triangle CHR , O is on \overline{HR} , and D is on \overline{CR} so that $\angle H \cong \angle RDO$.



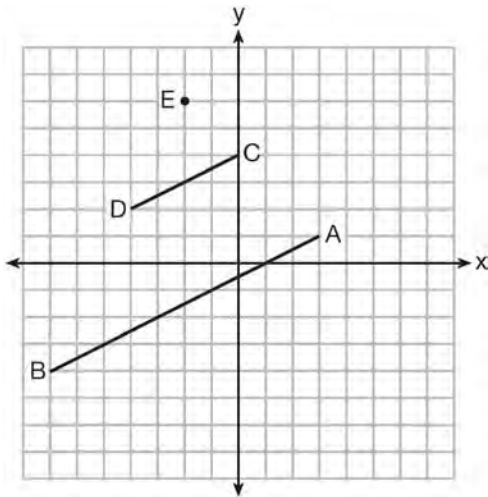
If $RD = 4$, $RO = 6$, and $OH = 4$, what is the length of \overline{CD} ?

- 1 $2\frac{2}{3}$
- 2 $6\frac{2}{3}$
- 3 11
- 4 15

TRANSFORMATIONS

G.SRT.A.1: LINE DILATIONS

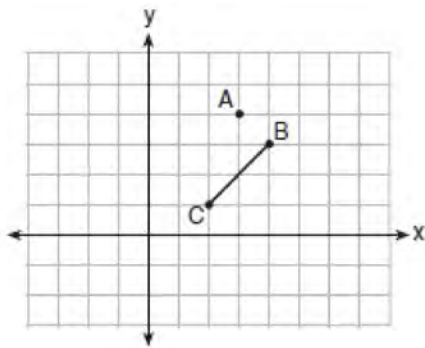
- 146 In the diagram below, \overline{CD} is the image of \overline{AB} after a dilation of scale factor k with center E .



Which ratio is equal to the scale factor k of the dilation?

- 1 $\frac{EC}{EA}$
 - 2 $\frac{BA}{EA}$
 - 3 $\frac{EA}{BA}$
 - 4 $\frac{EA}{EC}$
- 147 The equation of line h is $2x + y = 1$. Line m is the image of line h after a dilation of scale factor 4 with respect to the origin. What is the equation of the line m ?
- 1 $y = -2x + 1$
 - 2 $y = -2x + 4$
 - 3 $y = 2x + 4$
 - 4 $y = 2x + 1$
- 148 The line $y = 2x - 4$ is dilated by a scale factor of $\frac{3}{2}$ and centered at the origin. Which equation represents the image of the line after the dilation?
- 1 $y = 2x - 4$
 - 2 $y = 2x - 6$
 - 3 $y = 3x - 4$
 - 4 $y = 3x - 6$
- 149 The line $3y = -2x + 8$ is transformed by a dilation centered at the origin. Which linear equation could be its image?
- 1 $2x + 3y = 5$
 - 2 $2x - 3y = 5$
 - 3 $3x + 2y = 5$
 - 4 $3x - 2y = 5$
- 150 Line $y = 3x - 1$ is transformed by a dilation with a scale factor of 2 and centered at $(3, 8)$. The line's image is
- 1 $y = 3x - 8$
 - 2 $y = 3x - 4$
 - 3 $y = 3x - 2$
 - 4 $y = 3x - 1$
- 151 A line that passes through the points whose coordinates are $(1, 1)$ and $(5, 7)$ is dilated by a scale factor of 3 and centered at the origin. The image of the line
- 1 is perpendicular to the original line
 - 2 is parallel to the original line
 - 3 passes through the origin
 - 4 is the original line

- 152 On the graph below, point $A(3,4)$ and \overline{BC} with coordinates $B(4,3)$ and $C(2,1)$ are graphed.



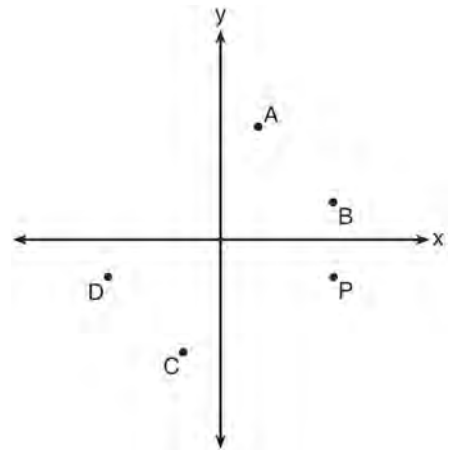
What are the coordinates of B' and C' after \overline{BC} undergoes a dilation centered at point A with a scale factor of 2?

- 1 $B'(5,2)$ and $C'(1,-2)$
 - 2 $B'(6,1)$ and $C'(0,-1)$
 - 3 $B'(5,0)$ and $C'(1,-2)$
 - 4 $B'(5,2)$ and $C'(3,0)$
- 153 A three-inch line segment is dilated by a scale factor of 6 and centered at its midpoint. What is the length of its image?
- 1 9 inches
 - 2 2 inches
 - 3 15 inches
 - 4 18 inches
- 154 Line segment $A'B'$, whose endpoints are $(4,-2)$ and $(16,14)$, is the image of \overline{AB} after a dilation of $\frac{1}{2}$ centered at the origin. What is the length of \overline{AB} ?
- 1 5
 - 2 10
 - 3 20
 - 4 40

- 155 Line l is mapped onto line m by a dilation centered at the origin with a scale factor of 2. The equation of line l is $3x - y = 4$. Determine and state an equation for line m .

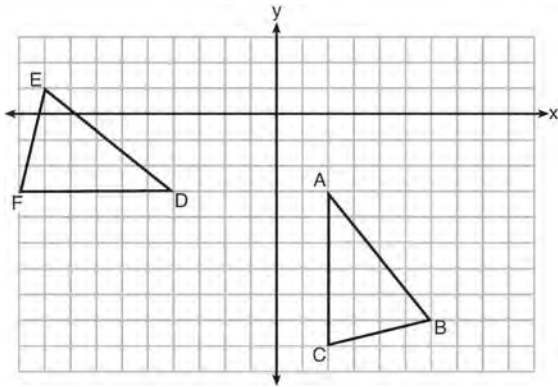
G.CO.A.5: ROTATIONS

- 156 Which point shown in the graph below is the image of point P after a counterclockwise rotation of 90° about the origin?



- 1 A
- 2 B
- 3 C
- 4 D

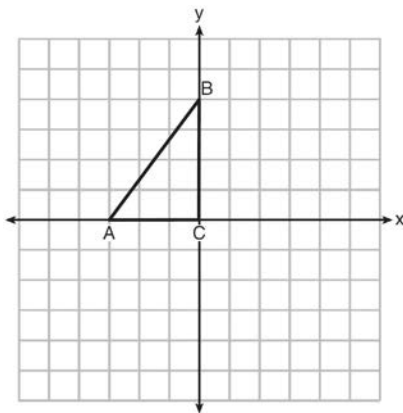
157 The grid below shows $\triangle ABC$ and $\triangle DEF$.



Let $\triangle A'B'C'$ be the image of $\triangle ABC$ after a rotation about point A. Determine and state the location of B' if the location of point C' is $(8, -3)$. Explain your answer. Is $\triangle DEF$ congruent to $\triangle A'B'C'$? Explain your answer.

G.CO.A.5: REFLECTIONS

158 Triangle ABC is graphed on the set of axes below. Graph and label $\triangle A'B'C'$, the image of $\triangle ABC$ after a reflection over the line $x = 1$.

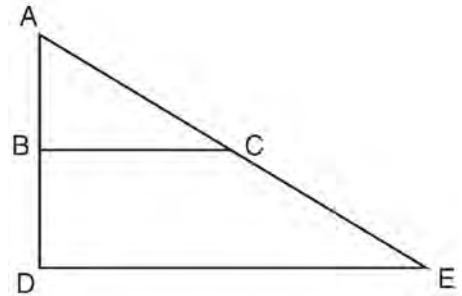


G.SRT.A.2: DILATIONS

159 If $\triangle ABC$ is dilated by a scale factor of 3, which statement is true of the image $\triangle A'B'C'$?

- 1 $3A'B' = AB$
- 2 $B'C' = 3BC$
- 3 $m\angle A' = 3(m\angle A)$
- 4 $3(m\angle C') = m\angle C$

160 The image of $\triangle ABC$ after a dilation of scale factor k centered at point A is $\triangle ADE$, as shown in the diagram below.

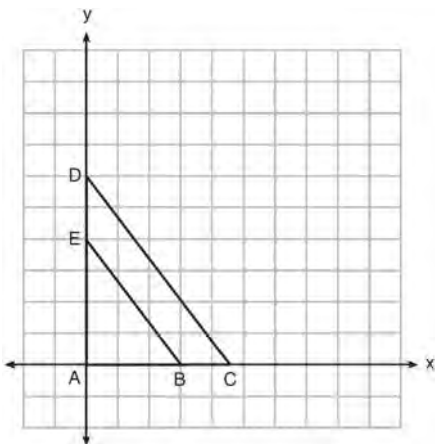


Which statement is always true?

- 1 $\overline{2AB} = \overline{AD}$
- 2 $\overline{AD} \perp \overline{DE}$
- 3 $\overline{AC} = \overline{CE}$
- 4 $\overline{BC} \parallel \overline{DE}$

- 161 A triangle is dilated by a scale factor of 3 with the center of dilation at the origin. Which statement is true?
- 1 The area of the image is nine times the area of the original triangle.
 - 2 The perimeter of the image is nine times the perimeter of the original triangle.
 - 3 The slope of any side of the image is three times the slope of the corresponding side of the original triangle.
 - 4 The measure of each angle in the image is three times the measure of the corresponding angle of the original triangle.

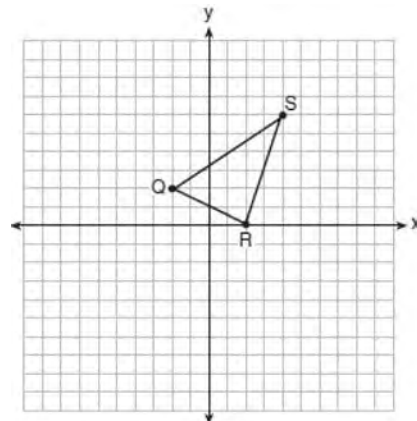
- 162 In the diagram below, $\triangle ABE$ is the image of $\triangle ACD$ after a dilation centered at the origin. The coordinates of the vertices are $A(0,0)$, $B(3,0)$, $C(4.5,0)$, $D(0,6)$, and $E(0,4)$.



The ratio of the lengths of \overline{BE} to \overline{CD} is

- 1 $\frac{2}{3}$
- 2 $\frac{3}{2}$
- 3 $\frac{3}{4}$
- 4 $\frac{4}{3}$

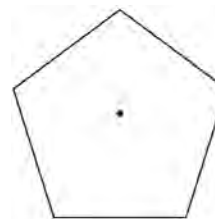
- 163 Triangle QRS is graphed on the set of axes below.



On the same set of axes, graph and label $\triangle Q'R'S'$, the image of $\triangle QRS$ after a dilation with a scale factor of $\frac{3}{2}$ centered at the origin. Use slopes to explain why $Q'R' \parallel QR$.

G.CO.A.3: MAPPING A POLYGON ONTO ITSELF

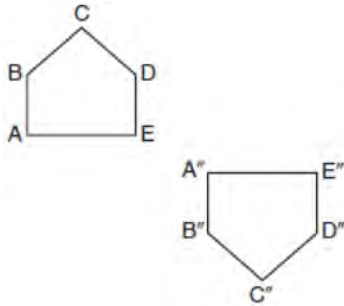
- 164 A regular pentagon is shown in the diagram below.



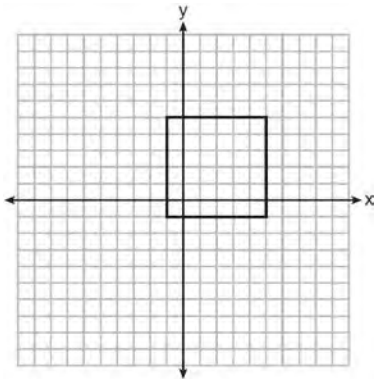
If the pentagon is rotated clockwise around its center, the minimum number of degrees it must be rotated to carry the pentagon onto itself is

- 1 54°
- 2 72°
- 3 108°
- 4 360°

- 165 Identify which sequence of transformations could map pentagon $ABCDE$ onto pentagon $A''B''C''D''E''$, as shown below.



- 1 dilation followed by a rotation
 - 2 translation followed by a rotation
 - 3 line reflection followed by a translation
 - 4 line reflection followed by a line reflection
- 166 In the diagram below, a square is graphed in the coordinate plane.



A reflection over which line does *not* carry the square onto itself?

- 1 $x = 5$
- 2 $y = 2$
- 3 $y = x$
- 4 $x + y = 4$

- 167 A regular hexagon is rotated in a counterclockwise direction about its center. Determine and state the minimum number of degrees in the rotation such that the hexagon will coincide with itself.

- 168 Which rotation about its center will carry a regular decagon onto itself?

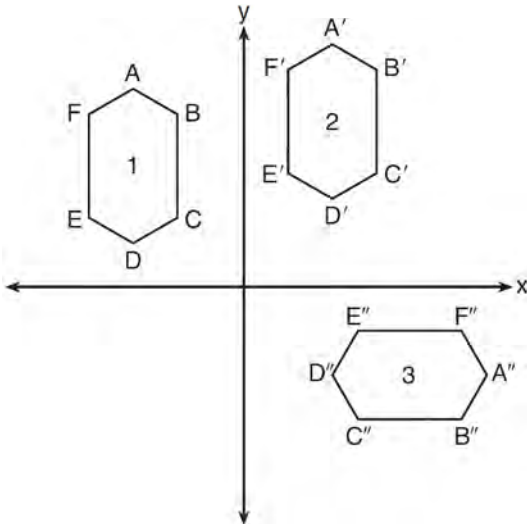
- 1 54°
- 2 162°
- 3 198°
- 4 252°

- 169 Which regular polygon has a minimum rotation of 45° to carry the polygon onto itself?

- 1 octagon
- 2 decagon
- 3 hexagon
- 4 pentagon

G.CO.A.5, G.SRT.A.2: COMPOSITIONS OF TRANSFORMATIONS

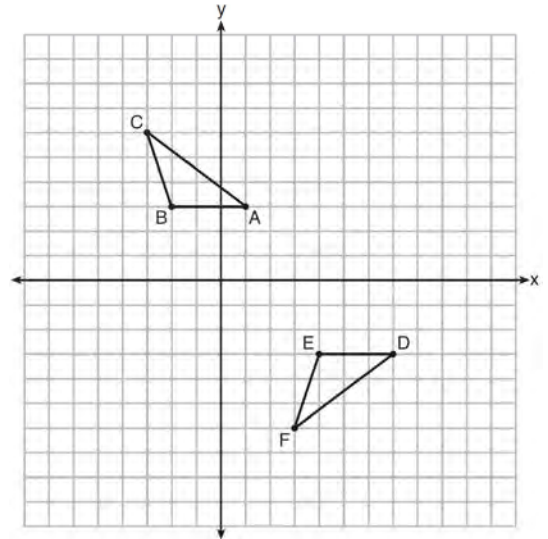
170 In the diagram below, congruent figures 1, 2, and 3 are drawn.



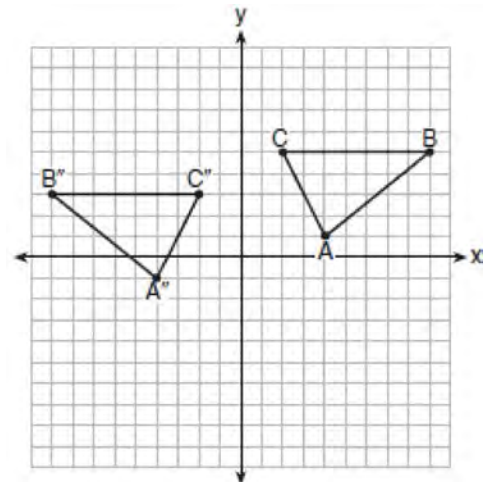
Which sequence of transformations maps figure 1 onto figure 2 and then figure 2 onto figure 3?

- 1 a reflection followed by a translation
- 2 a rotation followed by a translation
- 3 a translation followed by a reflection
- 4 a translation followed by a rotation

171 Describe a sequence of transformations that will map $\triangle ABC$ onto $\triangle DEF$ as shown below.

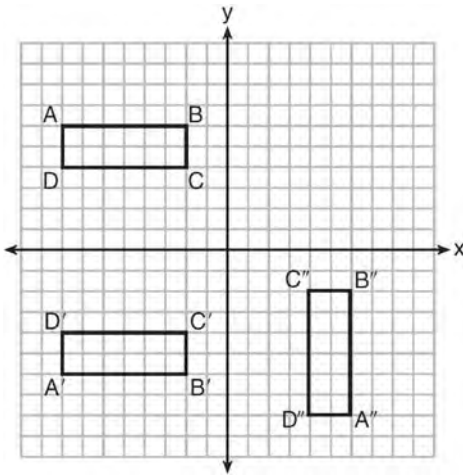


172 The graph below shows $\triangle ABC$ and its image, $\triangle A''B''C''$.



Describe a sequence of rigid motions which would map $\triangle ABC$ onto $\triangle A''B''C''$.

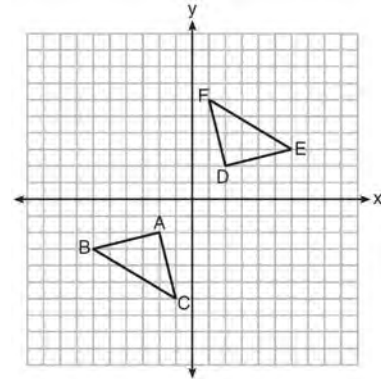
- 173 A sequence of transformations maps rectangle $ABCD$ onto rectangle $A''B''C''D''$, as shown in the diagram below.



Which sequence of transformations maps $ABCD$ onto $A'B'C'D'$ and then maps $A'B'C'D'$ onto $A''B''C''D''$?

- 1 a reflection followed by a rotation
- 2 a reflection followed by a translation
- 3 a translation followed by a rotation
- 4 a translation followed by a reflection

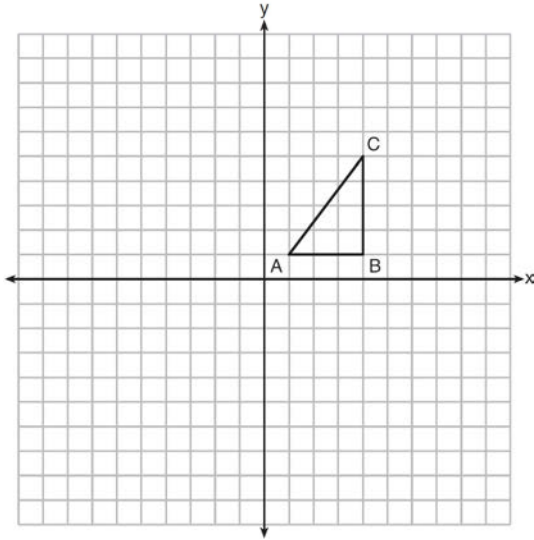
- 174 Triangle ABC and triangle DEF are graphed on the set of axes below.



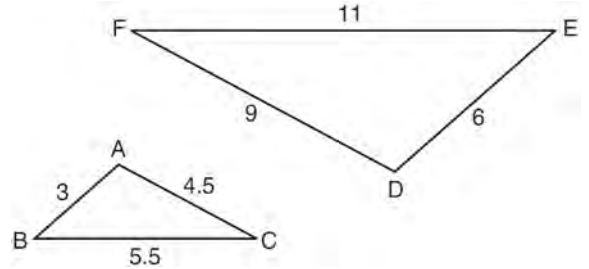
Which sequence of transformations maps triangle ABC onto triangle DEF ?

- 1 a reflection over the x -axis followed by a reflection over the y -axis
- 2 a 180° rotation about the origin followed by a reflection over the line $y = x$
- 3 a 90° clockwise rotation about the origin followed by a reflection over the y -axis
- 4 a translation 8 units to the right and 1 unit up followed by a 90° counterclockwise rotation about the origin

- 175 In the diagram below, $\triangle ABC$ has coordinates $A(1, 1)$, $B(4, 1)$, and $C(4, 5)$. Graph and label $\triangle A''B''C''$, the image of $\triangle ABC$ after the translation five units to the right and two units up followed by the reflection over the line $y = 0$.



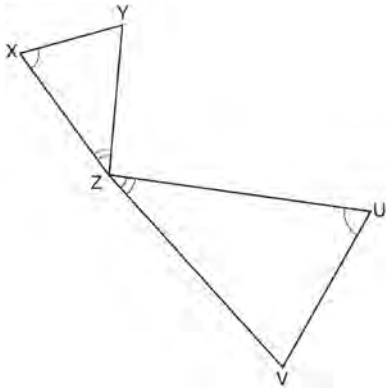
- 177 In the diagram below, $\triangle DEF$ is the image of $\triangle ABC$ after a clockwise rotation of 180° and a dilation where $AB = 3$, $BC = 5.5$, $AC = 4.5$, $DE = 6$, $FD = 9$, and $EF = 11$.



Which relationship must always be true?

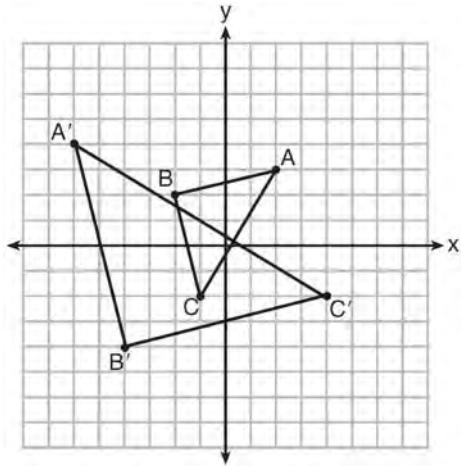
- 1 $\frac{m\angle A}{m\angle D} = \frac{1}{2}$
- 2 $\frac{m\angle C}{m\angle F} = \frac{2}{1}$
- 3 $\frac{m\angle A}{m\angle C} = \frac{m\angle F}{m\angle D}$
- 4 $\frac{m\angle B}{m\angle E} = \frac{m\angle C}{m\angle F}$

- 176 In the diagram below, triangles XYZ and UVZ are drawn such that $\angle X \cong \angle U$ and $\angle XZY \cong \angle UZV$.



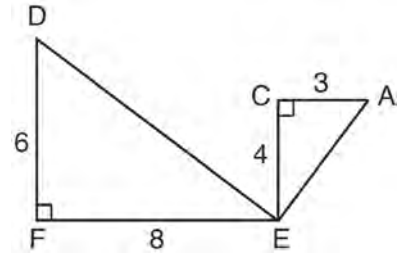
Describe a sequence of similarity transformations that shows $\triangle XYZ$ is similar to $\triangle UVZ$.

178 Which sequence of transformations will map $\triangle ABC$ onto $\triangle A'B'C'$?



- 1 reflection and translation
- 2 rotation and reflection
- 3 translation and dilation
- 4 dilation and rotation

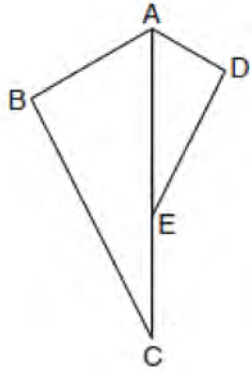
179 Given: $\triangle AEC$, $\triangle DEF$, and $\overline{FE} \perp \overline{CE}$



What is a correct sequence of similarity transformations that shows $\triangle AEC \sim \triangle DEF$?

- 1 a rotation of 180 degrees about point E followed by a horizontal translation
- 2 a counterclockwise rotation of 90 degrees about point E followed by a horizontal translation
- 3 a rotation of 180 degrees about point E followed by a dilation with a scale factor of 2 centered at point E
- 4 a counterclockwise rotation of 90 degrees about point E followed by a dilation with a scale factor of 2 centered at point E

- 180 In the diagram below, $\triangle ADE$ is the image of $\triangle ABC$ after a reflection over the line AC followed by a dilation of scale factor $\frac{AE}{AC}$ centered at point A .

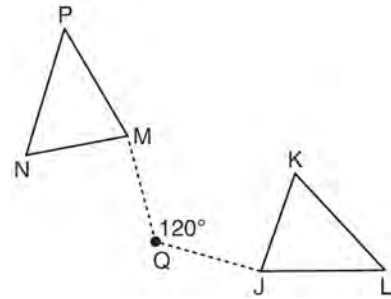


Which statement must be true?

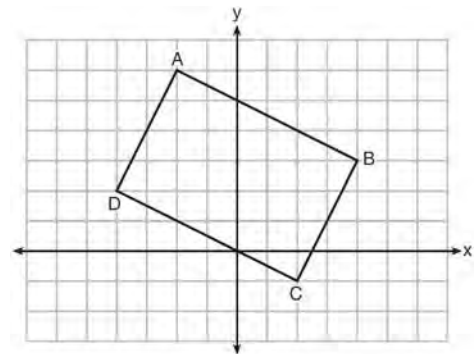
- 1 $m\angle BAC \cong m\angle AED$
- 2 $m\angle ABC \cong m\angle ADE$
- 3 $m\angle DAE \cong \frac{1}{2}m\angle BAC$
- 4 $m\angle ACB \cong \frac{1}{2}m\angle DAB$

G.CO.B.6: PROPERTIES OF TRANSFORMATIONS

- 181 Triangle MNP is the image of triangle JKL after a 120° counterclockwise rotation about point Q . If the measure of angle L is 47° and the measure of angle N is 57° , determine the measure of angle M . Explain how you arrived at your answer.



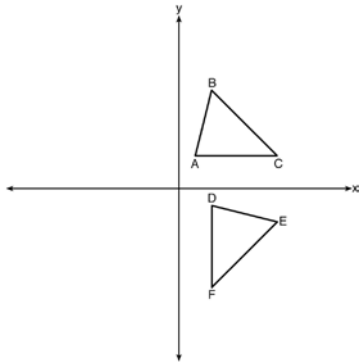
- 182 Quadrilateral $ABCD$ is graphed on the set of axes below.



When $ABCD$ is rotated 90° in a counterclockwise direction about the origin, its image is quadrilateral $A'B'C'D'$. Is distance preserved under this rotation, and which coordinates are correct for the given vertex?

- 1 no and $C'(1, 2)$
- 2 no and $D'(2, 4)$
- 3 yes and $A'(6, 2)$
- 4 yes and $B'(-3, 4)$

- 183 The image of $\triangle ABC$ after a rotation of 90° clockwise about the origin is $\triangle DEF$, as shown below.



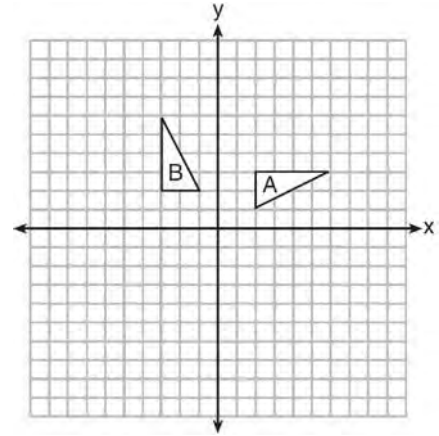
Which statement is true?

- 1 $\overline{BC} \cong \overline{DE}$
- 2 $\overline{AB} \cong \overline{DF}$
- 3 $\angle C \cong \angle E$
- 4 $\angle A \cong \angle D$

G.CO.A.2: IDENTIFYING TRANSFORMATIONS

- 184 The vertices of $\triangle JKL$ have coordinates $J(5, 1)$, $K(-2, -3)$, and $L(-4, 1)$. Under which transformation is the image $\triangle J'K'L'$ *not* congruent to $\triangle JKL$?
- 1 a translation of two units to the right and two units down
 - 2 a counterclockwise rotation of 180 degrees around the origin
 - 3 a reflection over the x -axis
 - 4 a dilation with a scale factor of 2 and centered at the origin

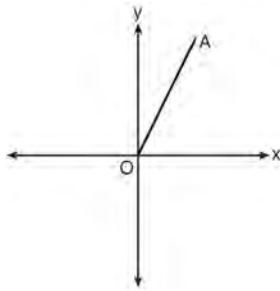
- 185 In the diagram below, which single transformation was used to map triangle A onto triangle B?



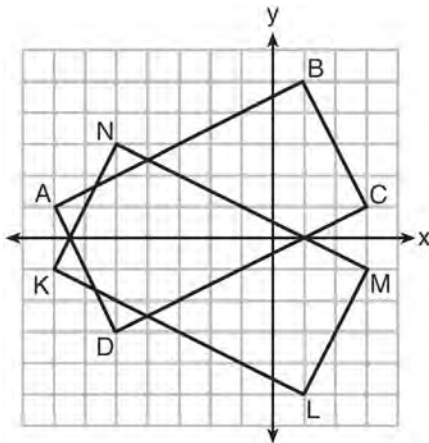
- 1 line reflection
- 2 rotation
- 3 dilation
- 4 translation

- 186 If $\triangle A'B'C'$ is the image of $\triangle ABC$, under which transformation will the triangles *not* be congruent?
- 1 reflection over the x -axis
 - 2 translation to the left 5 and down 4
 - 3 dilation centered at the origin with scale factor 2
 - 4 rotation of 270° counterclockwise about the origin
- 187 Which transformation would *not* always produce an image that would be congruent to the original figure?
- 1 translation
 - 2 dilation
 - 3 rotation
 - 4 reflection

- 188 Which transformation of \overline{OA} would result in an image parallel to \overline{OA} ?



- 1 a translation of two units down
 - 2 a reflection over the x -axis
 - 3 a reflection over the y -axis
 - 4 a clockwise rotation of 90° about the origin
- 189 On the set of axes below, rectangle $ABCD$ can be proven congruent to rectangle $KLMN$ using which transformation?



- 1 rotation
- 2 translation
- 3 reflection over the x -axis
- 4 reflection over the y -axis

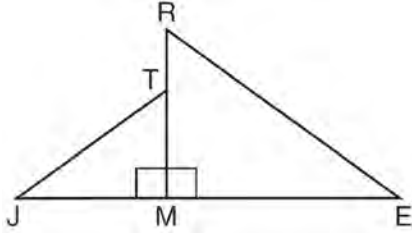
- 190 Under which transformation would $\triangle A'B'C'$, the image of $\triangle ABC$, *not* be congruent to $\triangle ABC$?
- 1 reflection over the y -axis
 - 2 rotation of 90° clockwise about the origin
 - 3 translation of 3 units right and 2 units down
 - 4 dilation with a scale factor of 2 centered at the origin

G.CO.A.2: ANALYTICAL REPRESENTATIONS OF TRANSFORMATIONS

- 191 Which transformation would result in the perimeter of a triangle being different from the perimeter of its image?
- 1 $(x,y) \rightarrow (y,x)$
 - 2 $(x,y) \rightarrow (x,-y)$
 - 3 $(x,y) \rightarrow (4x,4y)$
 - 4 $(x,y) \rightarrow (x+2,y-5)$

TRIGONOMETRY
G.SRT.C.6: TRIGONOMETRIC RATIOS

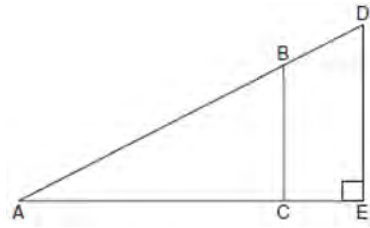
192 In the diagram below, $\triangle ERM \sim \triangle JTM$.



Which statement is always true?

- 1 $\cos J = \frac{RM}{RE}$
- 2 $\cos R = \frac{JM}{JT}$
- 3 $\tan T = \frac{RM}{EM}$
- 4 $\tan E = \frac{TM}{JM}$

193 In the diagram of right triangle ADE below, $\overline{BC} \parallel \overline{DE}$.

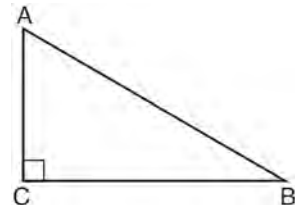


Which ratio is always equivalent to the sine of $\angle A$?

- 1 $\frac{AD}{DE}$
- 2 $\frac{AE}{AD}$
- 3 $\frac{BC}{AB}$
- 4 $\frac{AB}{AC}$

G.SRT.C.7: COFUNCTIONS

194 In scalene triangle ABC shown in the diagram below, $m\angle C = 90^\circ$.



Which equation is always true?

- 1 $\sin A = \sin B$
- 2 $\cos A = \cos B$
- 3 $\cos A = \sin C$
- 4 $\sin A = \cos B$

Geometry Regents Exam Questions by State Standard: Topic

www.jmap.org

195 In $\triangle ABC$, where $\angle C$ is a right angle,

$\cos A = \frac{\sqrt{21}}{5}$. What is $\sin B$?

- 1 $\frac{\sqrt{21}}{5}$
- 2 $\frac{\sqrt{21}}{2}$
- 3 $\frac{2}{5}$
- 4 $\frac{5}{\sqrt{21}}$

196 Explain why $\cos(x) = \sin(90 - x)$ for x such that $0 < x < 90$.

197 In right triangle ABC with the right angle at C , $\sin A = 2x + 0.1$ and $\cos B = 4x - 0.7$. Determine and state the value of x . Explain your answer.

198 Which expression is always equivalent to $\sin x$ when $0^\circ < x < 90^\circ$?

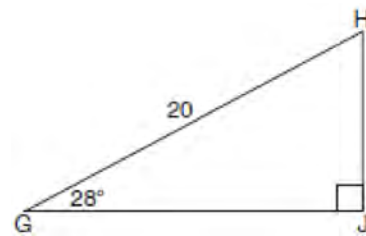
- 1 $\cos(90^\circ - x)$
- 2 $\cos(45^\circ - x)$
- 3 $\cos(2x)$
- 4 $\cos x$

199 In $\triangle ABC$, the complement of $\angle B$ is $\angle A$. Which statement is always true?

- 1 $\tan \angle A = \tan \angle B$
- 2 $\sin \angle A = \sin \angle B$
- 3 $\cos \angle A = \tan \angle B$
- 4 $\sin \angle A = \cos \angle B$


200 Find the value of R that will make the equation $\sin 73^\circ = \cos R$ true when $0^\circ < R < 90^\circ$. Explain your answer.

201 When instructed to find the length of \overline{HJ} in right triangle HJG , Alex wrote the equation $\sin 28^\circ = \frac{HJ}{20}$ while Marlene wrote $\cos 62^\circ = \frac{HJ}{20}$. Are both students' equations correct? Explain why.



G.SRT.C.8: USING TRIGONOMETRY TO FIND A SIDE

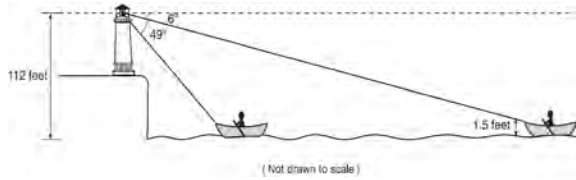
202 As shown in the diagram below, the angle of elevation from a point on the ground to the top of the tree is 34° .



If the point is 20 feet from the base of the tree, what is the height of the tree, to the *nearest tenth of a foot*?

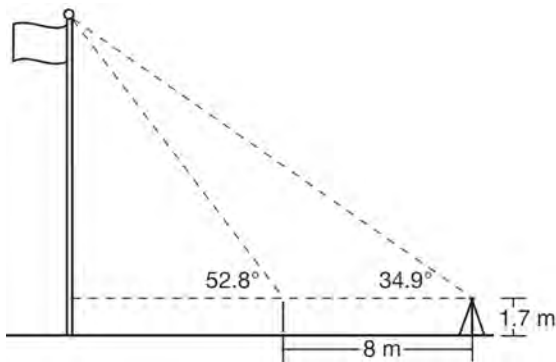
- 1 29.7
- 2 16.6
- 3 13.5
- 4 11.2

- 203 As shown below, a canoe is approaching a lighthouse on the coastline of a lake. The front of the canoe is 1.5 feet above the water and an observer in the lighthouse is 112 feet above the water.



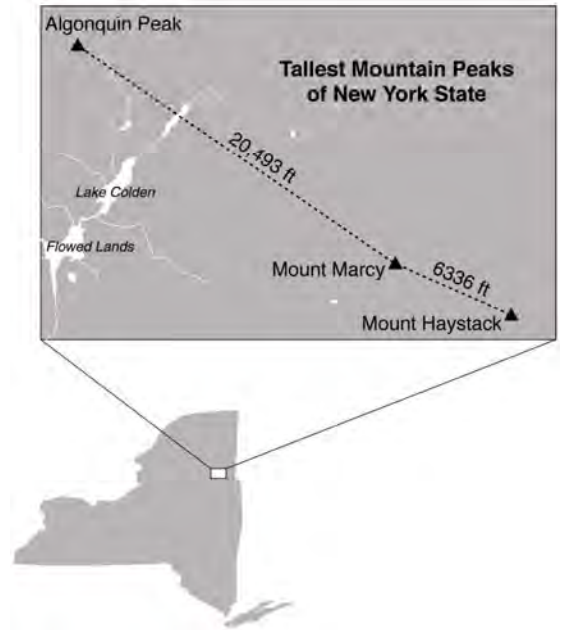
At 5:00, the observer in the lighthouse measured the angle of depression to the front of the canoe to be 6° . Five minutes later, the observer measured and saw the angle of depression to the front of the canoe had increased by 49° . Determine and state, to the *nearest foot per minute*, the average speed at which the canoe traveled toward the lighthouse.

- 204 Cathy wants to determine the height of the flagpole shown in the diagram below. She uses a survey instrument to measure the angle of elevation to the top of the flagpole, and determines it to be 34.9° . She walks 8 meters closer and determines the new measure of the angle of elevation to be 52.8° . At each measurement, the survey instrument is 1.7 meters above the ground.



Determine and state, to the *nearest tenth of a meter*, the height of the flagpole.

- 205 The map below shows the three tallest mountain peaks in New York State: Mount Marcy, Algonquin Peak, and Mount Haystack. Mount Haystack, the shortest peak, is 4960 feet tall. Surveyors have determined the horizontal distance between Mount Haystack and Mount Marcy is 6336 feet and the horizontal distance between Mount Marcy and Algonquin Peak is 20,493 feet.

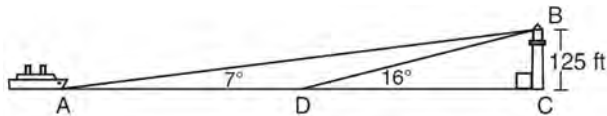


The angle of depression from the peak of Mount Marcy to the peak of Mount Haystack is 3.47 degrees. The angle of elevation from the peak of Algonquin Peak to the peak of Mount Marcy is 0.64 degrees. What are the heights, to the *nearest foot*, of Mount Marcy and Algonquin Peak? Justify your answer.

Geometry Regents Exam Questions by State Standard: Topic

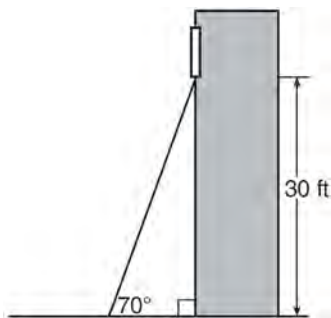
www.jmap.org

- 206 As shown in the diagram below, a ship is heading directly toward a lighthouse whose beacon is 125 feet above sea level. At the first sighting, point A , the angle of elevation from the ship to the light was 7° . A short time later, at point D , the angle of elevation was 16° .



To the *nearest foot*, determine and state how far the ship traveled from point A to point D .

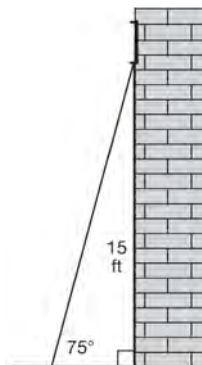
- 207 A carpenter leans an extension ladder against a house to reach the bottom of a window 30 feet above the ground. As shown in the diagram below, the ladder makes a 70° angle with the ground. To the *nearest foot*, determine and state the length of the ladder.



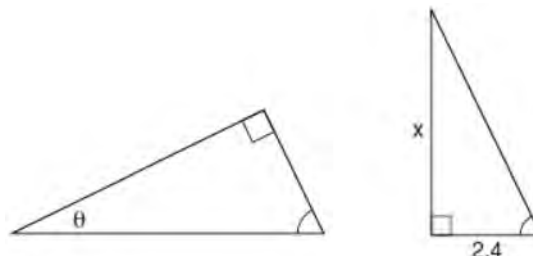
- 208 A 20-foot support post leans against a wall, making a 70° angle with the ground. To the *nearest tenth of a foot*, how far up the wall will the support post reach?

- 1 6.8
- 2 6.9
- 3 18.7
- 4 18.8

- 209 In the diagram below, a window of a house is 15 feet above the ground. A ladder is placed against the house with its base at an angle of 75° with the ground. Determine and state the length of the ladder to the *nearest tenth of a foot*.



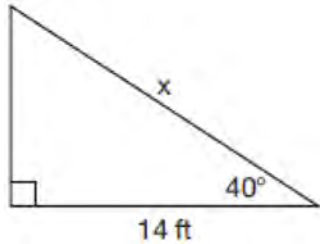
- 210 The diagram below shows two similar triangles.



If $\tan \theta = \frac{3}{7}$, what is the value of x , to the *nearest tenth*?

- 1 1.2
- 2 5.6
- 3 7.6
- 4 8.8

- 211 Given the right triangle in the diagram below, what is the value of x , to the *nearest foot*?



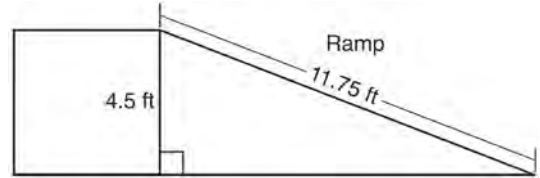
- 1 11
- 2 17
- 3 18
- 4 22

G.SRT.C.8: USING TRIGONOMETRY TO FIND AN ANGLE

- 212 A man who is 5 feet 9 inches tall casts a shadow of 8 feet 6 inches. Assuming that the man is standing perpendicular to the ground, what is the angle of elevation from the end of the shadow to the top of the man's head, to the *nearest tenth of a degree*?
- 1 34.1
 - 2 34.5
 - 3 42.6
 - 4 55.9

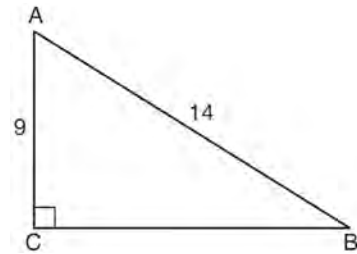
- 213 A ladder leans against a building. The top of the ladder touches the building 10 feet above the ground. The foot of the ladder is 4 feet from the building. Find, to the *nearest degree*, the angle that the ladder makes with the level ground.

- 214 The diagram below shows a ramp connecting the ground to a loading platform 4.5 feet above the ground. The ramp measures 11.75 feet from the ground to the top of the loading platform.



Determine and state, to the *nearest degree*, the angle of elevation formed by the ramp and the ground.

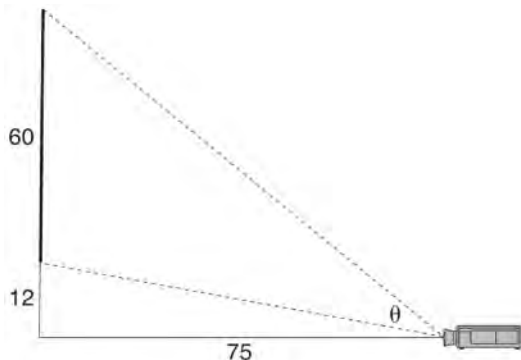
- 215 In the diagram of right triangle ABC shown below, $AB = 14$ and $AC = 9$.



What is the measure of $\angle A$, to the *nearest degree*?

- 1 33
- 2 40
- 3 50
- 4 57

- 216 As modeled below, a movie is projected onto a large outdoor screen. The bottom of the 60-foot-tall screen is 12 feet off the ground. The projector sits on the ground at a horizontal distance of 75 feet from the screen.



Determine and state, to the *nearest tenth of a degree*, the measure of θ , the projection angle.

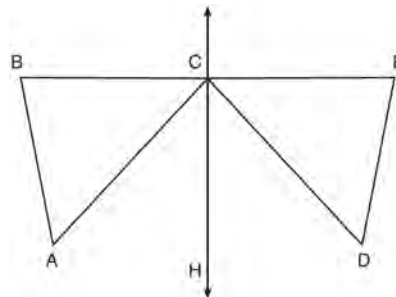
- 218 After a reflection over a line, $\triangle A'B'C'$ is the image of $\triangle ABC$. Explain why triangle ABC is congruent to triangle $\triangle A'B'C'$.

- 219 Given $\triangle ABC \cong \triangle DEF$, which statement is *not* always true?
- 1 $\overline{BC} \cong \overline{DF}$
 - 2 $m\angle A = m\angle D$
 - 3 area of $\triangle ABC =$ area of $\triangle DEF$
 - 4 perimeter of $\triangle ABC =$ perimeter of $\triangle DEF$

- 220 Given: D is the image of A after a reflection over \overleftrightarrow{CH} .

\overleftrightarrow{CH} is the perpendicular bisector of \overline{BCE}
 $\triangle ABC$ and $\triangle DEC$ are drawn

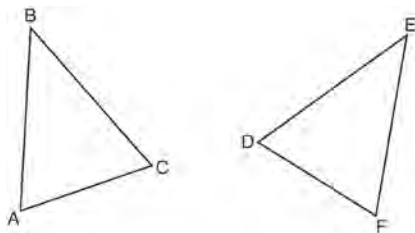
Prove: $\triangle ABC \cong \triangle DEC$



LOGIC

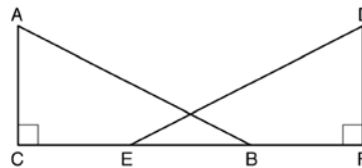
G.CO.B.7-8, G.SRT.B.5: TRIANGLE CONGRUENCY

- 217 Which statement is sufficient evidence that $\triangle DEF$ is congruent to $\triangle ABC$?

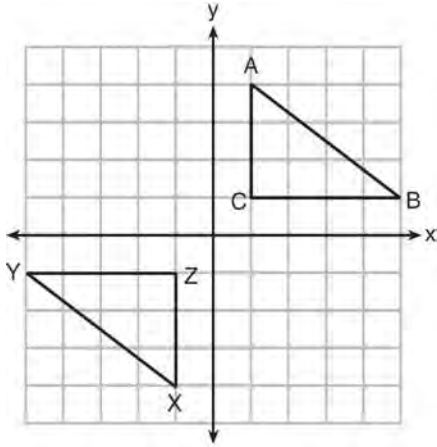


- 1 $AB = DE$ and $BC = EF$
- 2 $\angle D \cong \angle A$, $\angle B \cong \angle E$, $\angle C \cong \angle F$
- 3 There is a sequence of rigid motions that maps \overline{AB} onto \overline{DE} , \overline{BC} onto \overline{EF} , and \overline{AC} onto \overline{DF} .
- 4 There is a sequence of rigid motions that maps point A onto point D , \overline{AB} onto \overline{DE} , and $\angle B$ onto $\angle E$.

- 221 Given right triangles $\triangle ABC$ and $\triangle DEF$ where $\angle C$ and $\angle F$ are right angles, $\overline{AC} \cong \overline{DF}$ and $\overline{CB} \cong \overline{FE}$. Describe a precise sequence of rigid motions which would show $\triangle ABC \cong \triangle DEF$.

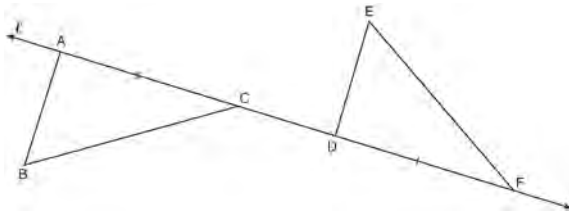


- 222 In the diagram below, $\triangle ABC$ and $\triangle XYZ$ are graphed.



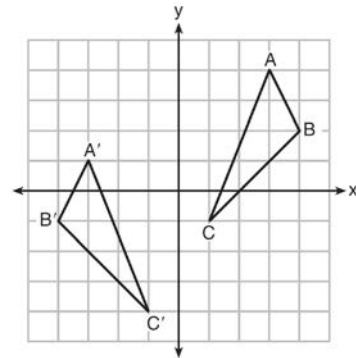
Use the properties of rigid motions to explain why $\triangle ABC \cong \triangle XYZ$.

- 223 In the diagram below, $\overline{AC} \cong \overline{DF}$ and points A , C , D , and F are collinear on line ℓ .



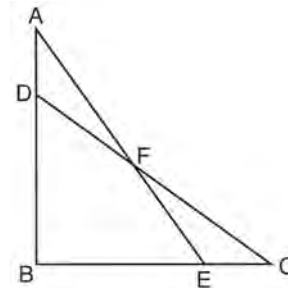
Let $\triangle D'E'F'$ be the image of $\triangle DEF$ after a translation along ℓ , such that point D is mapped onto point A . Determine and state the location of F' . Explain your answer. Let $\triangle D''E''F''$ be the image of $\triangle D'E'F'$ after a reflection across line ℓ . Suppose that E'' is located at B . Is $\triangle DEF$ congruent to $\triangle ABC$? Explain your answer.

- 224 As graphed on the set of axes below, $\triangle A'B'C'$ is the image of $\triangle ABC$ after a sequence of transformations.



Is $\triangle A'B'C'$ congruent to $\triangle ABC$? Use the properties of rigid motion to explain your answer.

- 225 Given: $\triangle ABE$ and $\triangle CBD$ shown in the diagram below with $\overline{DB} \cong \overline{BE}$

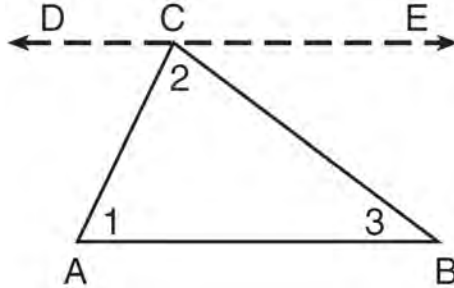


Which statement is needed to prove $\triangle ABE \cong \triangle CBD$ using only SAS \cong SAS?

- 1 $\angle CDB \cong \angle AEB$
- 2 $\angle AFD \cong \angle EFC$
- 3 $\overline{AD} \cong \overline{CE}$
- 4 $\overline{AE} \cong \overline{CD}$

G.CO.C.10, G.SRT.B.4: TRIANGLE PROOFS

226 Given the theorem, “The sum of the measures of the interior angles of a triangle is 180° ,” complete the proof for this theorem.



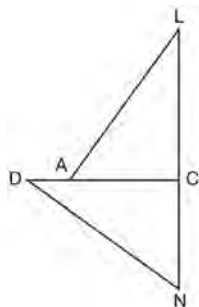
Given: $\triangle ABC$

Prove: $m\angle 1 + m\angle 2 + m\angle 3 = 180^\circ$

Fill in the missing reasons below.

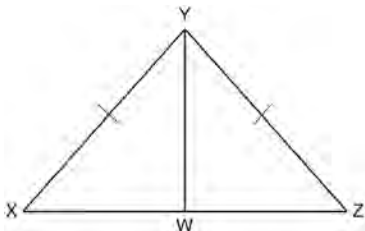
Statements	Reasons
(1) $\triangle ABC$	(1) Given
(2) Through point C , draw \overline{DCE} parallel to \overline{AB} .	(2) _____ _____ _____
(3) $m\angle 1 = m\angle ACD$, $m\angle 3 = m\angle BCE$	(3) _____ _____ _____
(4) $m\angle ACD + m\angle 2 + m\angle BCE = 180^\circ$	(4) _____ _____ _____
(5) $m\angle 1 + m\angle 2 + m\angle 3 = 180^\circ$	(5) _____ _____ _____

- 227 In the diagram of $\triangle LAC$ and $\triangle DNC$ below,
 $\overline{LA} \cong \overline{DN}$, $\overline{CA} \cong \overline{CN}$, and $\overline{DAC} \perp \overline{LCN}$.

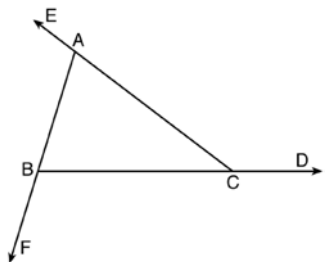


- a) Prove that $\triangle LAC \cong \triangle DNC$.
 b) Describe a sequence of rigid motions that will map $\triangle LAC$ onto $\triangle DNC$.

- 228 Given: $\triangle XYZ$, $\overline{XY} \cong \overline{ZY}$, and \overline{YW} bisects $\angle XYZ$
 Prove that $\angle YWZ$ is a right angle.

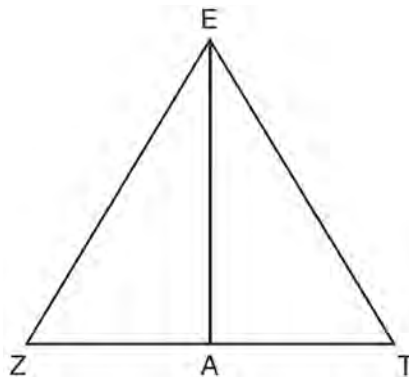


- 229 Prove the sum of the exterior angles of a triangle is 360° .



- 230 Two right triangles must be congruent if
 1 an acute angle in each triangle is congruent
 2 the lengths of the hypotenuses are equal
 3 the corresponding legs are congruent
 4 the areas are equal

- 231 Line segment \overline{EA} is the perpendicular bisector of \overline{ZT} , and \overline{ZE} and \overline{TE} are drawn.

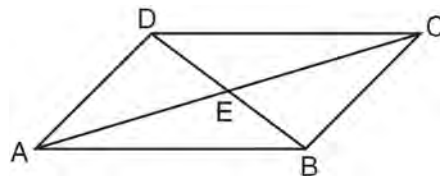


Which conclusion can *not* be proven?

- 1 \overline{EA} bisects angle ZET .
- 2 Triangle EZT is equilateral.
- 3 \overline{EA} is a median of triangle EZT .
- 4 Angle Z is congruent to angle T .

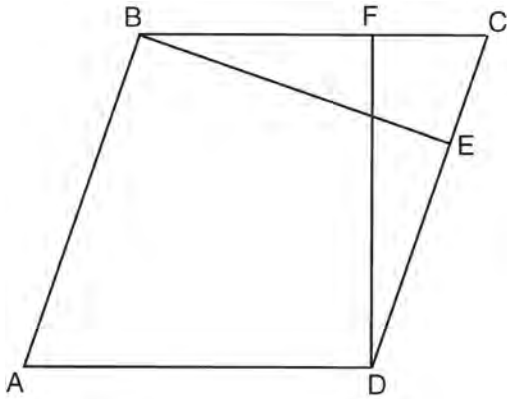
G.CO.C.11, G.SRT.B.5: QUADRILATERAL PROOFS

- 232 In parallelogram $ABCD$ shown below, diagonals \overline{AC} and \overline{BD} intersect at E .



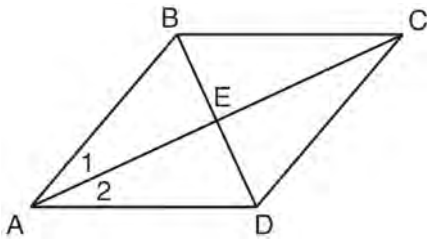
Prove: $\angle ACD \cong \angle CAB$

- 233 In the diagram of parallelogram $ABCD$ below,
 $\overline{BE} \perp \overline{CED}$, $\overline{DF} \perp \overline{BFC}$, $\overline{CE} \cong \overline{CF}$.



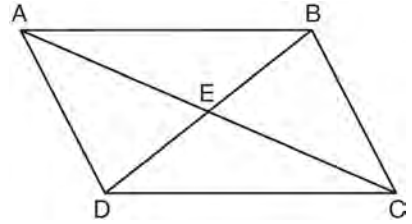
Prove $ABCD$ is a rhombus.

- 234 Given: Quadrilateral $ABCD$ with diagonals \overline{AC} and \overline{BD} that bisect each other, and $\angle 1 \cong \angle 2$



Prove: $\triangle ACD$ is an isosceles triangle and $\triangle AEB$ is a right triangle

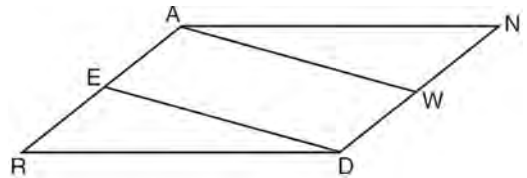
- 235 Given: Quadrilateral $ABCD$ is a parallelogram with diagonals \overline{AC} and \overline{BD} intersecting at E



Prove: $\triangle AED \cong \triangle CEB$

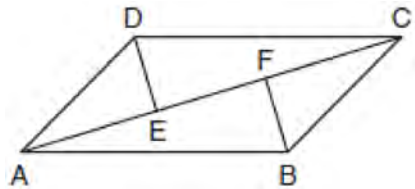
Describe a single rigid motion that maps $\triangle AED$ onto $\triangle CEB$.

- 236 Given: Parallelogram $ANDR$ with \overline{AW} and \overline{DE} bisecting \overline{NWD} and \overline{REA} at points W and E , respectively



Prove that $\triangle ANW \cong \triangle DRE$. Prove that quadrilateral $AWDE$ is a parallelogram.

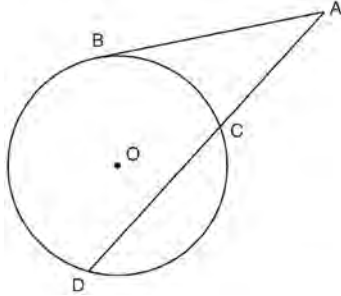
- 237 In quadrilateral $ABCD$, $\overline{AB} \cong \overline{CD}$, $\overline{AB} \parallel \overline{CD}$, and \overline{BF} and \overline{DE} are perpendicular to diagonal \overline{AC} at points F and E .



Prove: $\overline{AE} \cong \overline{CF}$

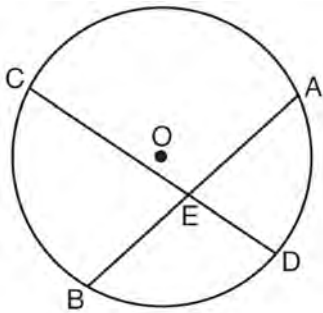
G.SRT.B.5: CIRCLE PROOFS

- 238 In the diagram below, secant \overline{ACD} and tangent \overline{AB} are drawn from external point A to circle O .



Prove the theorem: If a secant and a tangent are drawn to a circle from an external point, the product of the lengths of the secant segment and its external segment equals the length of the tangent segment squared. ($AC \cdot AD = AB^2$)

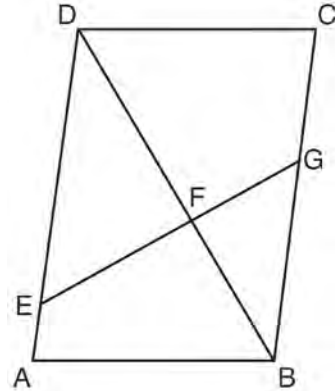
- 239 Given: Circle O , chords \overline{AB} and \overline{CD} intersect at E



Theorem: If two chords intersect in a circle, the product of the lengths of the segments of one chord is equal to the product of the lengths of the segments of the other chord. Prove this theorem by proving $AE \cdot EB = CE \cdot ED$.

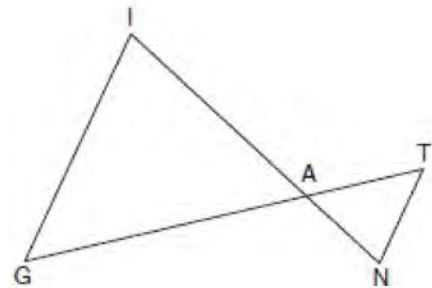
G.SRT.A.3, G.C.A.1: SIMILARITY PROOFS

- 240 Given: Parallelogram $ABCD$, \overline{EFG} , and diagonal \overline{DFB}



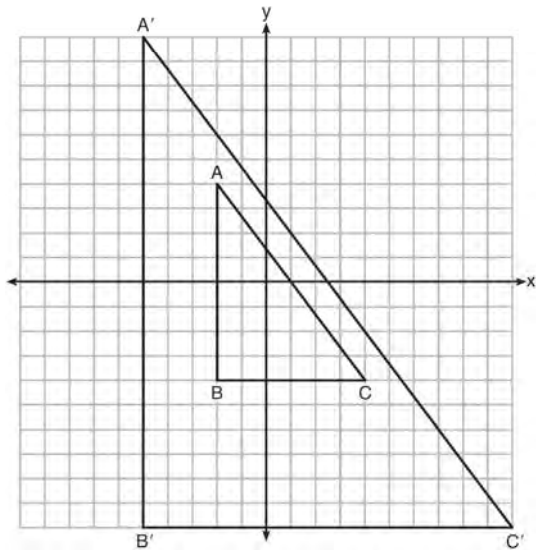
Prove: $\triangle DEF \sim \triangle BGF$

- 241 In the diagram below, \overline{GI} is parallel to \overline{NT} , and \overline{IN} intersects \overline{GT} at A .



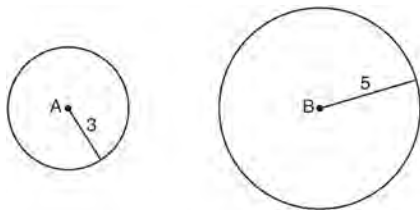
Prove: $\triangle GIA \sim \triangle TNA$

- 242 In the diagram below, $\triangle A'B'C'$ is the image of $\triangle ABC$ after a transformation.



Describe the transformation that was performed.
Explain why $\triangle A'B'C' \sim \triangle ABC$.

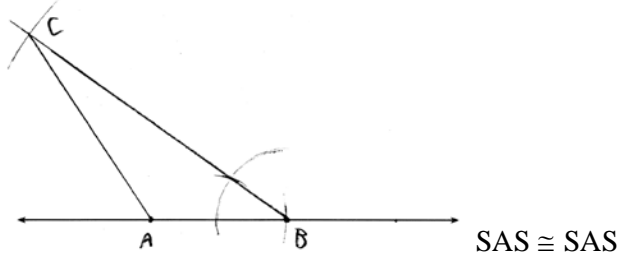
- 243 As shown in the diagram below, circle A has a radius of 3 and circle B has a radius of 5.



Use transformations to explain why circles A and B are similar.

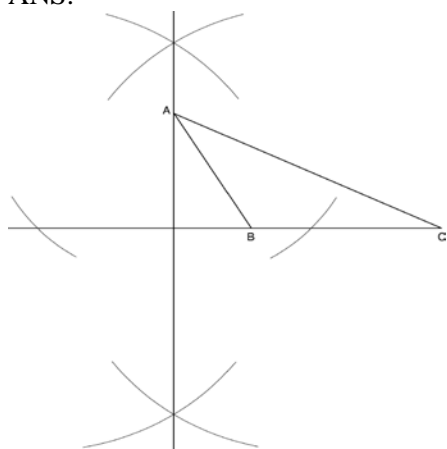
Geometry Regents Exam Questions by Common Core State Standard: Topic Answer Section

1 ANS:



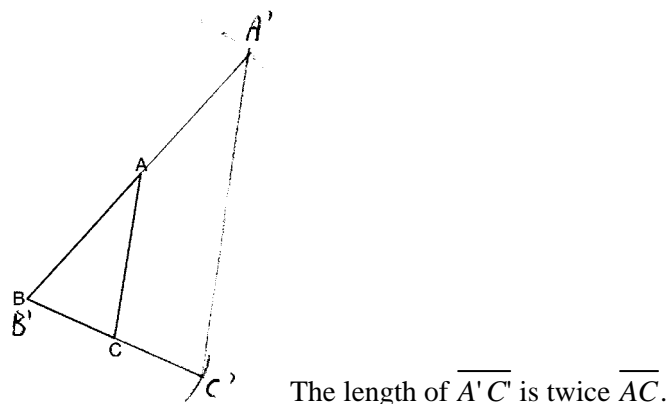
PTS: 4 REF: 011634geo NAT: G.CO.D.12 TOP: Constructions
 KEY: congruent and similar figures

2 ANS:



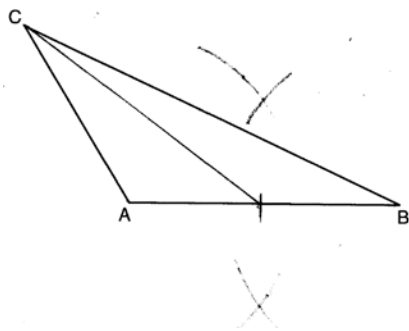
PTS: 2 REF: fall1409geo NAT: G.CO.D.12 TOP: Constructions
 KEY: parallel and perpendicular lines

3 ANS:



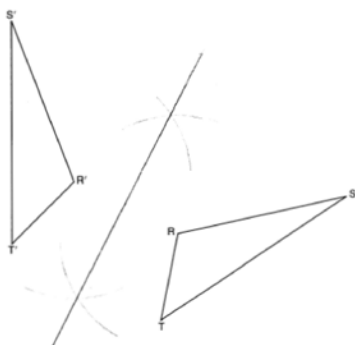
PTS: 4 REF: 081632geo NAT: G.CO.D.12 TOP: Constructions
 KEY: congruent and similar figures

4 ANS:



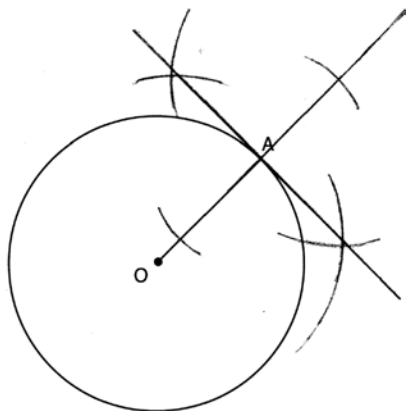
PTS: 2 REF: 081628geo NAT: G.CO.D.12 TOP: Constructions
KEY: line bisector

5 ANS:



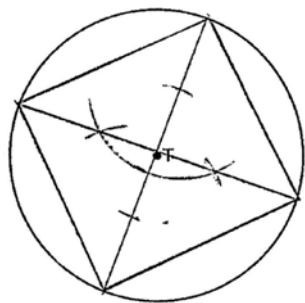
PTS: 2 REF: 011725geo NAT: G.CO.D.12 TOP: Constructions
KEY: line bisector

6 ANS:



PTS: 2 REF: 061631geo NAT: G.CO.D.12 TOP: Constructions
KEY: parallel and perpendicular lines

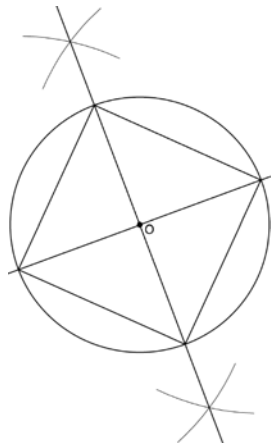
7 ANS:



PTS: 2

REF: 061525geo NAT: G.CO.D.13 TOP: Constructions

8 ANS:

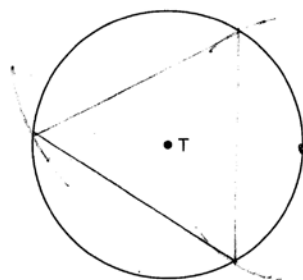


Since the square is inscribed, each vertex of the square is on the circle and the diagonals of the square are diameters of the circle. Therefore, each angle of the square is an inscribed angle in the circle that intercepts the circle at the endpoints of the diameters. Each angle of the square, which is an inscribed angle, measures 90 degrees. Therefore, the measure of the arc intercepted by two adjacent sides of the square is 180 degrees because it is twice the measure of its inscribed angle.

PTS: 4

REF: fall1412geo NAT: G.CO.D.13 TOP: Constructions

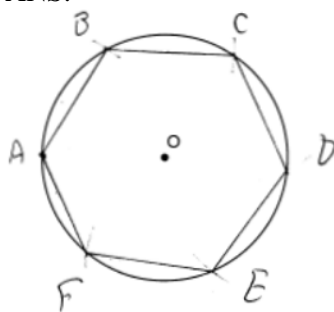
9 ANS:



PTS: 2

REF: 081526geo NAT: G.CO.D.13 TOP: Constructions

10 ANS:

Right triangle because $\angle CBF$ is inscribed in a semi-circle.

PTS: 4 REF: 011733geo NAT: G.CO.D.13 TOP: Constructions

11 ANS: 4

$$-5 + \frac{3}{5}(5 - -5) \quad -4 + \frac{3}{5}(1 - -4)$$

$$-5 + \frac{3}{5}(10) \quad -4 + \frac{3}{5}(5)$$

$$-5 + 6 \quad -4 + 3$$

$$1 \quad -1$$

PTS: 2 REF: spr1401geo NAT: G.GPE.B.6 TOP: Directed Line Segments

12 ANS:

$$\frac{2}{5} \cdot (16 - 1) = 6 \quad \frac{2}{5} \cdot (14 - 4) = 4 \quad (1 + 6, 4 + 4) = (7, 8)$$

PTS: 2 REF: 081531geo NAT: G.GPE.B.6 TOP: Directed Line Segments

13 ANS:

$$4 + \frac{4}{9}(22 - 4) \quad 2 + \frac{4}{9}(2 - 2) \quad (12, 2)$$

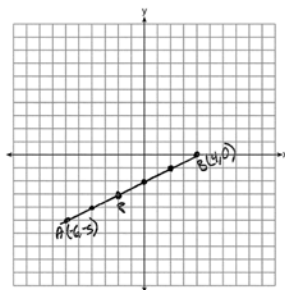
$$4 + \frac{4}{9}(18) \quad 2 + \frac{4}{9}(0)$$

$$4 + 8 \quad 2 + 0$$

$$12 \quad 2$$

PTS: 2 REF: 061626geo NAT: G.GPE.B.6 TOP: Directed Line Segments

14 ANS:



$$-6 + \frac{2}{5}(4 - -6) \quad -5 + \frac{2}{5}(0 - -5) \quad (-2, -3)$$

$$-6 + \frac{2}{5}(10) \quad -5 + \frac{2}{5}(5)$$

$$-6 + 4 \quad -5 + 2$$

$$-2 \quad -3$$

PTS: 2 REF: 061527geo NAT: G.GPE.B.6 TOP: Directed Line Segments

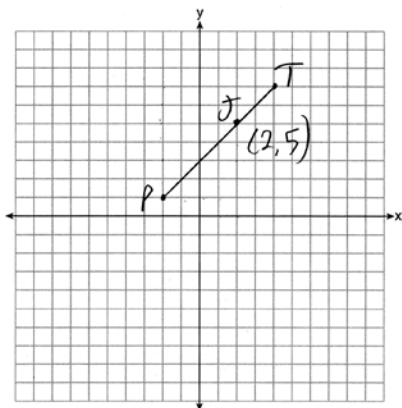
15 ANS: 1

$$3 + \frac{2}{5}(8 - 3) = 3 + \frac{2}{5}(5) = 3 + 2 = 5 \quad 5 + \frac{2}{5}(-5 - 5) = 5 + \frac{2}{5}(-10) = 5 - 4 = 1$$

1

PTS: 2 REF: 011720geo NAT: G.GPE.B.6 TOP: Directed Line Segments

16 ANS:



$$x = \frac{2}{3}(4 - -2) = 4 \quad -2 + 4 = 2 \quad J(2, 5)$$

$$y = \frac{2}{3}(7 - 1) = 4 \quad 1 + 4 = 5$$

PTS: 2 REF: 011627geo NAT: G.GPE.B.6 TOP: Directed Line Segments

17 ANS: 4

$$x = -6 + \frac{1}{6}(6 - -6) = -6 + 2 = -4 \quad y = -2 + \frac{1}{6}(7 - -2) = -2 + \frac{9}{6} = -\frac{1}{2}$$

PTS: 2 REF: 081618geo NAT: G.GPE.B.6 TOP: Directed Line Segments

18 ANS: 1

Alternate interior angles

PTS: 2 REF: 061517geo NAT: G.CO.C.9 TOP: Lines and Angles

19 ANS:

Since linear angles are supplementary, $m\angle GIH = 65^\circ$. Since $\overline{GH} \cong \overline{IH}$, $m\angle GHI = 50^\circ$ ($180 - (65 + 65)$). Since $\angle EGB \cong \angle GHI$, the corresponding angles formed by the transversal and lines are congruent and $\overline{AB} \parallel \overline{CD}$.

PTS: 4 REF: 061532geo NAT: G.CO.C.9 TOP: Lines and Angles

20 ANS: 1

TOP: Lines and Angles

ANS: 2

TOP: Lines and Angles

22 ANS: 1

$$\frac{f}{4} = \frac{15}{6}$$

$$f = 10$$

PTS: 2 REF: 061617geo NAT: G.CO.C.9 TOP: Lines and Angles

23 ANS: 4

TOP: Lines and Angles

24 ANS: 1

$$m = \frac{-A}{B} = \frac{-2}{-1} = 2$$

$$m_{\perp} = -\frac{1}{2}$$

PTS: 2 REF: 061509geo NAT: G.GPE.B.5 TOP: Parallel and Perpendicular Lines

KEY: identify perpendicular lines

25 ANS: 1

$$m = -\frac{2}{3} \quad 1 = \left(-\frac{2}{3}\right)6 + b$$

$$1 = -4 + b$$

$$5 = b$$

PTS: 2 REF: 081510geo NAT: G.GPE.B.5 TOP: Parallel and Perpendicular Lines

KEY: write equation of parallel line

26 ANS: 4

$$m = -\frac{1}{2} \quad -4 = 2(6) + b$$

$$m_{\perp} = 2 \quad -4 = 12 + b$$

$$-16 = b$$

PTS: 2 REF: 011602geo NAT: G.GPE.B.5 TOP: Parallel and Perpendicular Lines

KEY: write equation of perpendicular line

27 ANS: 1

$$m = \left(\frac{-11+5}{2}, \frac{5+(-7)}{2} \right) = (-3, -1) \quad m = \frac{5-(-7)}{-11-5} = \frac{12}{-16} = -\frac{3}{4} \quad m_{\perp} = \frac{4}{3}$$

PTS: 2 REF: 061612geo NAT: G.GPE.B.5 TOP: Parallel and Perpendicular Lines
KEY: perpendicular bisector

28 ANS: 3

$$y = mx + b$$

$$2 = \frac{1}{2}(-2) + b$$

$$3 = b$$

PTS: 2 REF: 011701geo NAT: G.GPE.B.5 TOP: Parallel and Perpendicular Lines
KEY: write equation of parallel line

29 ANS: 4

The slope of \overline{BC} is $\frac{2}{5}$. Altitude is perpendicular, so its slope is $-\frac{5}{2}$.

PTS: 2 REF: 061614geo NAT: G.GPE.B.5 TOP: Parallel and Perpendicular Lines
KEY: find slope of perpendicular line

30 ANS: 2

$$s^2 + s^2 = 7^2$$

$$2s^2 = 49$$

$$s^2 = 24.5$$

$$s \approx 4.9$$

PTS: 2 REF: 081511geo NAT: G.SRT.C.8 TOP: Pythagorean Theorem

31 ANS:

$$\frac{16}{9} = \frac{x}{20.6} \quad D = \sqrt{36.6^2 + 20.6^2} \approx 42$$

$$x \approx 36.6$$

PTS: 4 REF: 011632geo NAT: G.SRT.C.8 TOP: Pythagorean Theorem
KEY: without graphics

32 ANS: 3

$$\sqrt{20^2 - 10^2} \approx 17.3$$

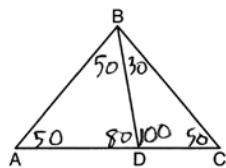
PTS: 2 REF: 081608geo NAT: G.SRT.C.8 TOP: Pythagorean Theorem
KEY: without graphics

33 ANS: 2

$$6 + 6\sqrt{3} + 6 + 6\sqrt{3} \approx 32.8$$

PTS: 2 REF: 011709geo NAT: G.SRT.C.8 TOP: 30-60-90 Triangles

34 ANS: 2



PTS: 2 REF: 081604geo NAT: G.CO.C.10 TOP: Interior and Exterior Angles of Triangles

35 ANS:

$\triangle MNO$ is congruent to $\triangle PNO$ by SAS. Since $\triangle MNO \cong \triangle PNO$, then $\overline{MO} \cong \overline{PO}$ by CPCTC. So \overline{NO} must divide \overline{MP} in half, and $MO = 8$.

PTS: 2 REF: fall1405geo NAT: G.SRT.B.5 TOP: Isosceles Triangle Theorem

36 ANS:

$$180 - 2(25) = 130$$

PTS: 2 REF: 011730geo NAT: G.SRT.B.5 TOP: Isosceles Triangle Theorem

37 ANS: 3

$$\frac{9}{5} = \frac{9.2}{x} \quad 5.1 + 9.2 = 14.3$$

$$9x = 46$$

$$x \approx 5.1$$

PTS: 2 REF: 061511geo NAT: G.SRT.B.5 TOP: Side Splitter Theorem

38 ANS: 4

$$\frac{2}{6} = \frac{5}{15}$$

PTS: 2 REF: 081517geo NAT: G.SRT.B.5 TOP: Side Splitter Theorem

39 ANS: 2

$$\frac{12}{4} = \frac{36}{x}$$

$$12x = 144$$

$$x = 12$$

PTS: 2 REF: 061621geo NAT: G.SRT.B.5 TOP: Side Splitter Theorem

40 ANS:

$$\frac{3.75}{5} = \frac{4.5}{6} \quad \overline{AB} \text{ is parallel to } \overline{CD} \text{ because } \overline{AB} \text{ divides the sides proportionately.}$$

$$39.375 = 39.375$$

PTS: 2 REF: 061627geo NAT: G.SRT.B.5 TOP: Side Splitter Theorem

41 ANS: 4

TOP: Midsegments

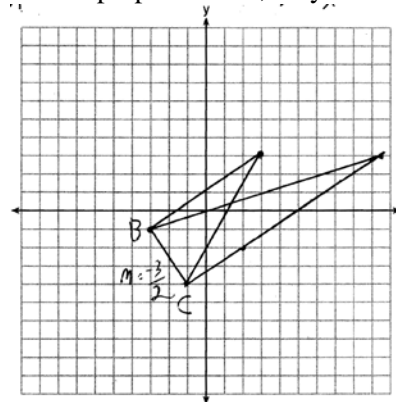
PTS: 2

REF: 011704geo

NAT: G.CO.C.10

42 ANS:

The slopes of perpendicular line are opposite reciprocals. Since the lines are perpendicular, they form right angles



and a right triangle. $m_{BC} = -\frac{3}{2}$ $-1 = \frac{2}{3}(-3) + b$ or $-4 = \frac{2}{3}(-1) + b$

$$\begin{array}{rcl}
 m_{\perp} = \frac{2}{3} & -1 = -2 + b & \frac{-12}{3} = \frac{-2}{3} + b \\
 & 1 = b & \\
 & 3 = \frac{2}{3}x + 1 & -\frac{10}{3} = b \\
 & 2 = \frac{2}{3}x & 3 = \frac{2}{3}x - \frac{10}{3} \\
 & 3 = x & 9 = 2x - 10 \\
 & & 19 = 2x \\
 & & 9.5 = x
 \end{array}$$

PTS: 4 REF: 081533geo NAT: G.GPE.B.4 TOP: Triangles in the Coordinate Plane

43 ANS: 1

$m_{RT} = \frac{5 - -3}{4 - -2} = \frac{8}{6} = \frac{4}{3}$ $m_{ST} = \frac{5 - 2}{4 - 8} = \frac{3}{-4} = -\frac{3}{4}$ Slopes are opposite reciprocals, so lines form a right angle.

PTS: 2 REF: 011618geo NAT: G.GPE.B.4 TOP: Triangles in the Coordinate Plane

44 ANS: 4 PTS: 2 REF: 061513geo NAT: G.CO.C.11

TOP: Parallelograms

45 ANS:

Opposite angles in a parallelogram are congruent, so $m\angle O = 118^\circ$. The interior angles of a triangle equal 180° . $180 - (118 + 22) = 40$.

PTS: 2 REF: 061526geo NAT: G.CO.C.11 TOP: Parallelograms

46 ANS: 1

$180 - (68 \cdot 2)$

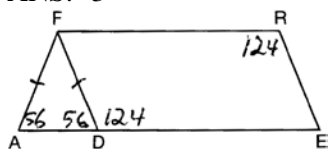
PTS: 2 REF: 081624geo NAT: G.CO.C.11 TOP: Parallelograms

47 ANS: 3

(3) Could be a trapezoid.

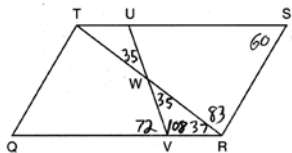
PTS: 2 REF: 081607geo NAT: G.CO.C.11 TOP: Parallelograms

48 ANS: 3



PTS: 2 REF: 081508geo NAT: G.CO.C.11 TOP: Parallelograms

49 ANS: 3



PTS: 2 REF: 011603geo NAT: G.CO.C.11 TOP: Parallelograms

50 ANS: 2 PTS: 2 REF: 081501geo NAT: G.CO.C.11
TOP: Special Quadrilaterals51 ANS: 1 PTS: 2 REF: 011716geo NAT: G.CO.C.11
TOP: Special Quadrilaterals

52 ANS: 1

1) opposite sides; 2) adjacent sides; 3) perpendicular diagonals; 4) diagonal bisects angle

PTS: 2 REF: 061609geo NAT: G.CO.C.11 TOP: Special Quadrilaterals

53 ANS: 4 PTS: 2 REF: 011705geo NAT: G.CO.C.11
TOP: Special Quadrilaterals

54 ANS:

$M\left(\frac{4+0}{2}, \frac{6-1}{2}\right) = M\left(2, \frac{5}{2}\right)$ $m = \frac{6-1}{4-0} = \frac{5}{4}$ $m_{\perp} = -\frac{4}{5}$ $y - 2.5 = -\frac{4}{5}(x - 2)$ The diagonals, \overline{MT} and \overline{AH} , of rhombus $MATH$ are perpendicular bisectors of each other.

PTS: 4 REF: fall1411geo NAT: G.GPE.B.4 TOP: Quadrilaterals in the Coordinate Plane
KEY: grids

55 ANS: 3

$\frac{7-1}{0-2} = \frac{6}{-2} = -3$ The diagonals of a rhombus are perpendicular.

PTS: 2 REF: 011719geo NAT: G.GPE.B.4 TOP: Quadrilaterals in the Coordinate Plane

56 ANS: 4

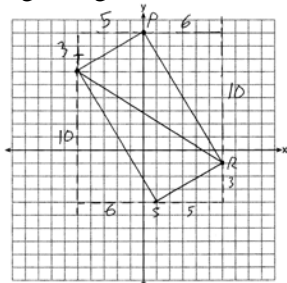
$$\frac{-2-1}{-1--3} = \frac{-3}{-4} = \frac{3}{4} \quad \frac{3-2}{0-5} = \frac{1}{-5} = -\frac{1}{5} \quad \frac{3-1}{0--3} = \frac{2}{3} \quad \frac{2--2}{5--1} = \frac{4}{6} = \frac{2}{3}$$

PTS: 2 REF: 081522geo NAT: G.GPE.B.4 TOP: Quadrilaterals in the Coordinate Plane
KEY: general

57 ANS:

$m_{\overline{TS}} = \frac{-10}{6} = -\frac{5}{3}$ $m_{\overline{SR}} = \frac{3}{5}$ Since the slopes of \overline{TS} and \overline{SR} are opposite reciprocals, they are perpendicular and form a right angle. $\triangle RST$ is a right triangle because $\angle S$ is a right angle. $P(0,9)$ $m_{\overline{RP}} = \frac{-10}{6} = -\frac{5}{3}$ $m_{\overline{PT}} = \frac{3}{5}$

Since the slopes of all four adjacent sides (\overline{TS} and \overline{SR} , \overline{SR} and \overline{RP} , \overline{PT} and \overline{TS} , \overline{RP} and \overline{PT}) are opposite reciprocals, they are perpendicular and form right angles. Quadrilateral $RSTP$ is a rectangle because it has four right angles.



PTS: 6 REF: 061536geo NAT: G.GPE.B.4 TOP: Quadrilaterals in the Coordinate Plane
KEY: grids

58 ANS: 1

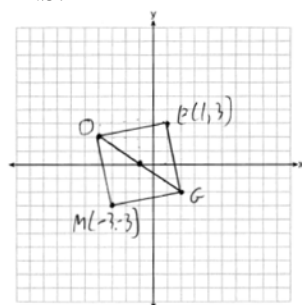
$$m_{\overline{TA}} = -1 \quad y = mx + b$$

$$m_{\overline{EM}} = 1 \quad 1 = 1(2) + b$$

$$-1 = b$$

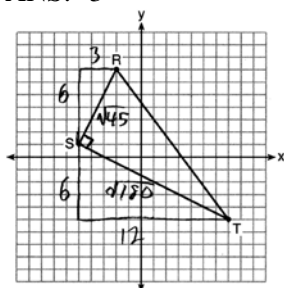
PTS: 2 REF: 081614geo NAT: G.GPE.B.4 TOP: Quadrilaterals in the Coordinate Plane
KEY: general

59 ANS:



PTS: 2 REF: 011731geo NAT: G.GPE.B.4 TOP: Quadrilaterals in the Coordinate Plane
KEY: grids

60 ANS: 3



$$\sqrt{45} = 3\sqrt{5} \quad a = \frac{1}{2} (3\sqrt{5})(6\sqrt{5}) = \frac{1}{2} (18)(5) = 45$$

$$\sqrt{180} = 6\sqrt{5}$$

PTS: 2 REF: 061622geo NAT: G.GPE.B.7 TOP: Polygons in the Coordinate Plane

61 ANS: 3

$$A = \frac{1}{2} ab \quad 3 - 6 = -3 = x$$

$$24 = \frac{1}{2} a(8) \quad \frac{4 + 12}{2} = 8 = y$$

$$a = 6$$

PTS: 2 REF: 081615geo NAT: G.GPE.B.7 TOP: Polygons in the Coordinate Plane

62 ANS: 2

$$\sqrt{(-1 - 2)^2 + (4 - 3)^2} = \sqrt{10}$$

PTS: 2 REF: 011615geo NAT: G.GPE.B.7 TOP: Polygons in the Coordinate Plane

63 ANS: 2

$$x \text{ is } \frac{1}{2} \text{ the circumference. } \frac{C}{2} = \frac{10\pi}{2} \approx 16$$

PTS: 2 REF: 061523geo NAT: G.GMD.A.1 TOP: Circumference

64 ANS: 1

$$\frac{1000}{20\pi} \approx 15.9$$

PTS: 2 REF: 011623geo NAT: G.GMD.A.1 TOP: Circumference

65 ANS: 3

$$\theta = \frac{s}{r} = \frac{2\pi}{10} = \frac{\pi}{5}$$

PTS: 2 REF: fall1404geo NAT: G.C.B.5 TOP: Arc Length

KEY: angle

66 ANS:

$$s = \theta \cdot r \quad s = \theta \cdot r \quad \text{Yes, both angles are equal.}$$

$$\pi = A \cdot 4 \quad \frac{13\pi}{8} = B \cdot 6.5$$

$$\frac{\pi}{4} = A \quad \frac{\pi}{4} = B$$

PTS: 2 REF: 061629geo NAT: G.C.B.5 TOP: Arc Length
KEY: arc length

67 ANS:

$$\frac{\left(\frac{180-20}{2}\right)}{360} \times \pi(6)^2 = \frac{80}{360} \times 36\pi = 8\pi$$

PTS: 4 REF: spr1410geo NAT: G.C.B.5 TOP: Sectors

68 ANS: 3

$$\frac{60}{360} \cdot 6^2 \pi = 6\pi$$

PTS: 2 REF: 081518geo NAT: G.C.B.5 TOP: Sectors

69 ANS:

$$A = 6^2 \pi = 36\pi \quad 36\pi \cdot \frac{x}{360} = 12\pi$$

$$x = 360 \cdot \frac{12}{36}$$

$$x = 120$$

PTS: 2 REF: 061529geo NAT: G.C.B.5 TOP: Sectors

70 ANS: 3

$$\frac{x}{360} \cdot 3^2 \pi = 2\pi \quad 180 - 80 = 100$$

$$x = 80 \quad \frac{180-100}{2} = 40$$

PTS: 2 REF: 011612geo NAT: G.C.B.5 TOP: Sectors

71 ANS: 3

$$\frac{60}{360} \cdot 8^2 \pi = \frac{1}{6} \cdot 64\pi = \frac{32\pi}{3}$$

PTS: 2 REF: 061624geo NAT: G.C.B.5 TOP: Sectors

72 ANS: 2 PTS: 2 REF: 081619geo NAT: G.C.B.5
TOP: Sectors

73 ANS: 4

$$\frac{300}{360} \cdot 8^2 \pi = \frac{160\pi}{3}$$

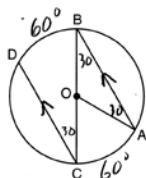
PTS: 2 REF: 011721geo NAT: G.C.B.5 TOP: Sectors

74 ANS: 3

$$5 \cdot \frac{10}{4} = \frac{50}{4} = 12.5$$

PTS: 2 REF: 081512geo NAT: G.C.A.2 TOP: Chords, Secants and Tangents
KEY: common tangents75 ANS: 1 PTS: 2 REF: 061508geo NAT: G.C.A.2
TOP: Chords, Secants and Tangents KEY: inscribed76 ANS: 1 PTS: 2 REF: 061520geo NAT: G.C.A.2
TOP: Chords, Secants and Tangents KEY: mixed77 ANS: 3 PTS: 2 REF: 011621geo NAT: G.C.A.2
TOP: Chords, Secants and Tangents KEY: inscribed

78 ANS:



$$180 - 2(30) = 120$$

PTS: 2 REF: 011626geo NAT: G.C.A.2 TOP: Chords, Secants and Tangents
KEY: parallel lines79 ANS: 2 PTS: 2 REF: 061610geo NAT: G.C.A.2
TOP: Chords, Secants and Tangents KEY: inscribed

80 ANS: 2

$$8(x + 8) = 6(x + 18)$$

$$8x + 64 = 6x + 108$$

$$2x = 44$$

$$x = 22$$

PTS: 2 REF: 011715geo NAT: G.C.A.2 TOP: Chords, Secants and Tangents
KEY: secants drawn from common point, length

81 ANS:

$$\frac{3}{8} \cdot 56 = 21$$

PTS: 2 REF: 081625geo NAT: G.C.A.2 TOP: Chords, Secants and Tangents
KEY: common tangents

82 ANS: 1

The other statements are true only if $\overline{AD} \perp \overline{BC}$.

PTS: 2

REF: 081623geo

NAT: G.C.A.2

TOP: Chords, Secants and Tangents

KEY: inscribed

83 ANS:

$$\frac{152 - 56}{2} = 48$$

PTS: 2

REF: 011728geo

NAT: G.C.A.2

TOP: Chords, Secants and Tangents

KEY: secant and tangent drawn from common point, angle

84 ANS: 3

PTS: 2

REF: 081515geo

NAT: G.C.A.3

TOP: Inscribed Quadrilaterals

85 ANS: 2

$$x^2 + y^2 + 6y + 9 = 7 + 9$$

$$x^2 + (y + 3)^2 = 16$$

PTS: 2

REF: 061514geo

NAT: G.GPE.A.1

TOP: Equations of Circles

86 ANS: 3

$$x^2 + 4x + 4 + y^2 - 6y + 9 = 12 + 4 + 9$$

$$(x + 2)^2 + (y - 3)^2 = 25$$

PTS: 2

REF: 081509geo

NAT: G.GPE.A.1

TOP: Equations of Circles

87 ANS: 4

$$x^2 + 6x + 9 + y^2 - 4y + 4 = 23 + 9 + 4$$

$$(x + 3)^2 + (y - 2)^2 = 36$$

PTS: 2

REF: 011617geo

NAT: G.GPE.A.1

TOP: Equations of Circles

88 ANS: 1

$$x^2 - 4x + 4 + y^2 + 8y + 16 = -11 + 4 + 16$$

$$(x - 2)^2 + (y + 4)^2 = 9$$

PTS: 2

REF: 081616geo

NAT: G.GPE.A.1

TOP: Equations of Circles

89 ANS: 2

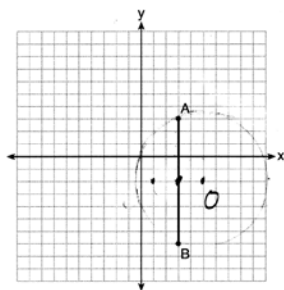
PTS: 2

REF: 061603geo

NAT: G.GPE.A.1

TOP: Equations of Circles

90 ANS: 1



Since the midpoint of \overline{AB} is $(3, -2)$, the center must be either $(5, -2)$ or $(1, -2)$.

$$r = \sqrt{2^2 + 5^2} = \sqrt{29}$$

PTS: 2 REF: 061623geo NAT: G.GPE.A.1 TOP: Equations of Circles

91 ANS: 1

$$x^2 + y^2 - 6y + 9 = -1 + 9$$

$$x^2 + (y - 3)^2 = 8$$

PTS: 2 REF: 011718geo NAT: G.GPE.A.1 TOP: Equations of Circles

92 ANS: 3

$$r = \sqrt{(7 - 3)^2 + (1 - (-2))^2} = \sqrt{16 + 9} = 5$$

PTS: 2 REF: 061503geo NAT: G.GPE.B.4 TOP: Circles in the Coordinate Plane

93 ANS:

Yes. $(x - 1)^2 + (y + 2)^2 = 4^2$

$$(3.4 - 1)^2 + (1.2 + 2)^2 = 16$$

$$5.76 + 10.24 = 16$$

$$16 = 16$$

PTS: 2 REF: 081630geo NAT: G.GPE.B.4 TOP: Circles in the Coordinate Plane

94 ANS: 3

$$\sqrt{(-5)^2 + 12^2} = \sqrt{169} \quad \sqrt{11^2 + (2\sqrt{12})^2} = \sqrt{121 + 48} = \sqrt{169}$$

PTS: 2 REF: 011722geo NAT: G.GPE.B.4 TOP: Circles in the Coordinate Plane

95 ANS: 1

$$\frac{64}{4} = 16 \quad 16^2 = 256 \quad 2w + 2(w + 2) = 64 \quad 15 \times 17 = 255 \quad 2w + 2(w + 4) = 64 \quad 14 \times 18 = 252 \quad 2w + 2(w + 6) = 64$$

$$w = 15$$

$$w = 14$$

$$w = 13$$

$$13 \times 19 = 247$$

PTS: 2 REF: 011708geo NAT: G.MG.A.3 TOP: Area

96 ANS: 2

$$SA = 6 \cdot 12^2 = 864$$

$$\frac{864}{450} = 1.92$$

PTS: 2 REF: 061519geo NAT: G.MG.A.3 TOP: Surface Area

97 ANS: 4 PTS: 2 REF: 081503geo NAT: G.GMD.B.4
TOP: Rotations of Two-Dimensional Objects98 ANS: 3 PTS: 2 REF: 061601geo NAT: G.GMD.B.4
TOP: Rotations of Two-Dimensional Objects99 ANS: 4 PTS: 2 REF: 061501geo NAT: G.GMD.B.4
TOP: Rotations of Two-Dimensional Objects100 ANS: 1 PTS: 2 REF: 081603geo NAT: G.GMD.B.4
TOP: Rotations of Two-Dimensional Objects101 ANS: 3 PTS: 2 REF: 081613geo NAT: G.GMD.B.4
TOP: Cross-Sections of Three-Dimensional Objects102 ANS: 4 PTS: 2 REF: 011723geo NAT: G.GMD.B.4
TOP: Cross-Sections of Three-Dimensional Objects103 ANS: 2 PTS: 2 REF: 061506geo NAT: G.GMD.B.4
TOP: Cross-Sections of Three-Dimensional Objects104 ANS: 1 PTS: 2 REF: 011601geo NAT: G.GMD.B.4
TOP: Cross-Sections of Three-Dimensional Objects

105 ANS:

Each quarter in both stacks has the same base area. Therefore, each corresponding cross-section of the stacks will have the same area. Since the two stacks of quarters have the same height of 23 quarters, the two volumes must be the same.

PTS: 2 REF: spr1405geo NAT: G.GMD.A.1 TOP: Volume

106 ANS:

$$\frac{\pi \cdot 11.25^2 \cdot 33.5}{231} \approx 57.7$$

PTS: 4 REF: 061632geo NAT: G.GMD.A.3 TOP: Volume

KEY: cylinders

107 ANS: 4

$$2592276 = \frac{1}{3} \cdot s^2 \cdot 146.5$$

$$230 \approx s$$

PTS: 2 REF: 081521geo NAT: G.GMD.A.3 TOP: Volume

KEY: pyramids

108 ANS: 2

$$14 \times 16 \times 10 = 2240 \quad \frac{2240 - 1680}{2240} = 0.25$$

PTS: 2 REF: 011604geo NAT: G.GMD.A.3 TOP: Volume

KEY: prisms

109 ANS: 2

$$V = \frac{1}{3} \cdot 6^2 \cdot 12 = 144$$

PTS: 2 REF: 011607geo NAT: G.GMD.A.3 TOP: Volume

KEY: pyramids

110 ANS: 3

$$\frac{\frac{4}{3} \pi \left(\frac{9.5}{2} \right)^3}{\frac{4}{3} \pi \left(\frac{2.5}{2} \right)^3} \approx 55$$

PTS: 2 REF: 011614geo NAT: G.GMD.A.3 TOP: Volume

KEY: spheres

111 ANS: 4

PTS: 2 REF: 061606geo NAT: G.GMD.A.3

TOP: Volume KEY: compositions

112 ANS:

Similar triangles are required to model and solve a proportion. $\frac{x+5}{1.5} = \frac{x}{1} \quad \frac{1}{3} \pi (1.5)^2 (15) - \frac{1}{3} \pi (1)^2 (10) \approx 24.9$

$$x + 5 = 1.5x$$

$$5 = .5x$$

$$10 = x$$

$$10 + 5 = 15$$

PTS: 6 REF: 061636geo NAT: G.GMD.A.3 TOP: Volume

KEY: cones

113 ANS: 4

$$V = \pi \left(\frac{6.7}{2} \right)^2 (4 \cdot 6.7) \approx 945$$

PTS: 2 REF: 081620geo NAT: G.GMD.A.3 TOP: Volume

KEY: cylinders

114 ANS: 2

$$4 \times 4 \times 6 - \pi (1)^2 (6) \approx 77$$

PTS: 2 REF: 011711geo NAT: G.GMD.A.3 TOP: Volume

KEY: compositions

115 ANS: 1

$$V = \frac{1}{3} \pi \left(\frac{1.5}{2} \right)^2 \left(\frac{4}{2} \right) \approx 1.2$$

PTS: 2 REF: 011724geo NAT: G.GMD.A.3 TOP: Volume

KEY: cones

116 ANS:

$$C = 2\pi r \quad V = \frac{1}{3} \pi \cdot 5^2 \cdot 13 \approx 340$$

$$31.416 = 2\pi r$$

$$5 \approx r$$

PTS: 4 REF: 011734geo NAT: G.GMD.A.3 TOP: Volume

KEY: cones

117 ANS:

$$r = 25 \text{ cm} \left(\frac{1 \text{ m}}{100 \text{ cm}} \right) = 0.25 \text{ m} \quad V = \pi(0.25 \text{ m})^2(10 \text{ m}) = 0.625\pi \text{ m}^3 \quad W = 0.625\pi \text{ m}^3 \left(\frac{380 \text{ K}}{1 \text{ m}^3} \right) \approx 746.1 \text{ K}$$

$$n = \frac{\$50,000}{\left(\frac{\$4.75}{\text{K}} \right) (746.1 \text{ K})} = 14.1 \quad 15 \text{ trees}$$

PTS: 4 REF: spr1412geo NAT: G.MG.A.2 TOP: Density

118 ANS:

No, the weight of the bricks is greater than 900 kg. $500 \times (5.1 \text{ cm} \times 10.2 \text{ cm} \times 20.3 \text{ cm}) = 528,003 \text{ cm}^3$.

$$528,003 \text{ cm}^3 \times \frac{1 \text{ m}^3}{100 \text{ cm}^3} = 0.528003 \text{ m}^3 \cdot \frac{1920 \text{ kg}}{\text{m}^3} \times 0.528003 \text{ m}^3 \approx 1013 \text{ kg}.$$

PTS: 2 REF: fall1406geo NAT: G.MG.A.2 TOP: Density

119 ANS: 3

$$V = 12 \cdot 8.5 \cdot 4 = 408$$

$$W = 408 \cdot 0.25 = 102$$

PTS: 2 REF: 061507geo NAT: G.MG.A.2 TOP: Density

120 ANS:

$$\tan 47 = \frac{x}{8.5} \quad \text{Cone: } V = \frac{1}{3} \pi(8.5)^2(9.115) \approx 689.6 \quad \text{Cylinder: } V = \pi(8.5)^2(25) \approx 5674.5 \quad \text{Hemisphere:}$$

$$x \approx 9.115$$

$$V = \frac{1}{2} \left(\frac{4}{3} \pi(8.5)^3 \right) \approx 1286.3 \quad 689.6 + 5674.5 + 1286.3 \approx 7650 \quad \text{No, because } 7650 \cdot 62.4 = 477,360$$

477,360 · 0.85 = 405,756, which is greater than 400,000.

PTS: 6 REF: 061535geo NAT: G.MG.A.2 TOP: Density

121 ANS: 1

$$V = \frac{\frac{4}{3}\pi\left(\frac{10}{2}\right)^3}{2} \approx 261.8 \cdot 62.4 = 16,336$$

PTS: 2 REF: 081516geo NAT: G.MG.A.2 TOP: Density

122 ANS:

$$\frac{137.8}{6^3} \approx 0.638 \text{ Ash}$$

PTS: 2 REF: 081525geo NAT: G.MG.A.2 TOP: Density

123 ANS: 2

$$\frac{4}{3}\pi \cdot 4^3 + 0.075 \approx 20$$

PTS: 2 REF: 011619geo NAT: G.MG.A.2 TOP: Density

124 ANS:

$$V = \frac{1}{3}\pi\left(\frac{3}{2}\right)^2 \cdot 8 \approx 18.85 \cdot 100 = 1885 \quad 1885 \cdot 0.52 \cdot 0.10 = 98.02 \quad 1.95(100) - (37.83 + 98.02) = 59.15$$

PTS: 6 REF: 081536geo NAT: G.MG.A.2 TOP: Density

125 ANS: 2

$$\frac{11}{1.2 \text{ oz}} \left(\frac{16 \text{ oz}}{1 \text{ lb}} \right) = \frac{13.31}{\text{lb}} \quad \frac{13.31}{\text{lb}} \left(\frac{1 \text{ g}}{3.7851} \right) \approx \frac{3.5 \text{ g}}{1 \text{ lb}}$$

PTS: 2 REF: 061618geo NAT: G.MG.A.2 TOP: Density

126 ANS: 1

$$\frac{1}{2} \left(\frac{4}{3} \right) \pi \cdot 5^3 \cdot 62.4 \approx 16,336$$

PTS: 2 REF: 061620geo NAT: G.MG.A.2 TOP: Density

127 ANS:

$$\frac{40000}{\pi\left(\frac{51}{2}\right)^2} \approx 19.6 \quad \frac{72000}{\pi\left(\frac{75}{2}\right)^2} \approx 16.3 \text{ Dish A}$$

PTS: 2 REF: 011630geo NAT: G.MG.A.2 TOP: Density

128 ANS: 2

$$C = \pi d \quad V = \pi \left(\frac{2.25}{\pi} \right)^2 \cdot 8 \approx 12.8916 \quad W = 12.8916 \cdot 752 \approx 9694$$

$$4.5 = \pi d$$

$$\frac{4.5}{\pi} = d$$

$$\frac{2.25}{\pi} = r$$

PTS: 2 REF: 081617geo NAT: G.MG.A.2 TOP: Density

129 ANS:

$$V = \frac{1}{3} \pi \left(\frac{8.3}{2} \right)^2 (10.2) + \frac{1}{2} \cdot \frac{4}{3} \pi \left(\frac{8.3}{2} \right)^3 \approx 183.961 + 149.693 \approx 333.65 \text{ cm}^3 \quad 333.65 \times 50 = 16682.7 \text{ cm}^3$$

$$16682.7 \times 0.697 = 11627.8 \text{ g} \quad 11.6278 \times 3.83 = \$44.53$$

PTS: 6 REF: 081636geo NAT: G.MG.A.2 TOP: Density

130 ANS:

$$C: V = \pi(26.7)^2(750) - \pi(24.2)^2(750) = 95,437.5\pi$$

$$95,437.5\pi \text{ cm}^3 \left(\frac{2.7 \text{ g}}{\text{cm}^3} \right) \left(\frac{1 \text{ kg}}{1000 \text{ g}} \right) \left(\frac{\$0.38}{\text{kg}} \right) = \$307.62$$

$$P: V = 40^2(750) - 35^2(750) = 281,250 \quad \$307.62 - 288.56 = \$19.06$$

$$281,250 \text{ cm}^3 \left(\frac{2.7 \text{ g}}{\text{cm}^3} \right) \left(\frac{1 \text{ kg}}{1000 \text{ g}} \right) \left(\frac{\$0.38}{\text{kg}} \right) = \$288.56$$

PTS: 6 REF: 011736geo NAT: G.MG.A.2 TOP: Density

131 ANS: 3

$$\frac{AB}{BC} = \frac{DE}{EF}$$

$$\frac{9}{15} = \frac{6}{10}$$

$$90 = 90$$

PTS: 2 REF: 061515geo NAT: G.SRT.B.5 TOP: Similarity

KEY: basic

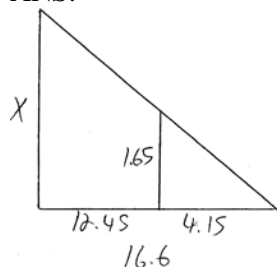
132 ANS: 4

$$\frac{7}{12} \cdot 30 = 17.5$$

PTS: 2 REF: 061521geo NAT: G.SRT.B.5 TOP: Similarity

KEY: perimeter and area

133 ANS:



$$\frac{1.65}{4.15} = \frac{x}{16.6}$$

$$4.15x = 27.39$$

$$x = 6.6$$

PTS: 2 REF: 061531geo NAT: G.SRT.B.5 TOP: Similarity
KEY: basic

134 ANS:

$$x = \sqrt{.55^2 - .25^2} \cong 0.49 \text{ No, } .49^2 = .25y \quad .9604 + .25 < 1.5$$

$$.9604 = y$$

PTS: 4 REF: 061534geo NAT: G.SRT.B.5 TOP: Similarity
KEY: leg

135 ANS: 4

$$\frac{1}{2} = \frac{x+3}{3x-1} \quad GR = 3(7) - 1 = 20$$

$$3x - 1 = 2x + 6$$

$$x = 7$$

PTS: 2 REF: 011620geo NAT: G.SRT.B.5 TOP: Similarity
KEY: basic

136 ANS: 2 PTS: 2 REF: 081519geo NAT: G.SRT.B.5
TOP: Similarity KEY: basic

137 ANS:

$$\frac{120}{230} = \frac{x}{315}$$

$$x = 164$$

PTS: 2 REF: 081527geo NAT: G.SRT.B.5 TOP: Similarity
KEY: basic

138 ANS: 3

$$1) \frac{12}{9} = \frac{4}{3} \quad 2) \text{ AA} \quad 3) \frac{32}{16} \neq \frac{8}{2} \quad 4) \text{ SAS}$$

PTS: 2 REF: 061605geo NAT: G.SRT.B.5 TOP: Similarity
KEY: basic

139 ANS:

$$\frac{6}{14} = \frac{9}{21} \text{ SAS}$$

$$126 = 126$$

PTS: 2 REF: 081529geo NAT: G.SRT.B.5 TOP: Similarity
KEY: basic

140 ANS: 1

$$\frac{6}{8} = \frac{9}{12}$$

PTS: 2 REF: 011613geo NAT: G.SRT.B.5 TOP: Similarity
KEY: basic

141 ANS: 2

$$\sqrt{3 \cdot 21} = \sqrt{63} = 3\sqrt{7}$$

PTS: 2 REF: 011622geo NAT: G.SRT.B.5 TOP: Similarity
KEY: altitude

142 ANS: 3

$$\frac{12}{4} = \frac{x}{5} \quad 15 - 4 = 11$$

$$x = 15$$

PTS: 2 REF: 011624geo NAT: G.SRT.B.5 TOP: Similarity
KEY: basic

143 ANS: 2

$$h^2 = 30 \cdot 12$$

$$h^2 = 360$$

$$h = 6\sqrt{10}$$

PTS: 2 REF: 061613geo NAT: G.SRT.B.5 TOP: Similarity
KEY: altitude

144 ANS: 2

$$x^2 = 4 \cdot 10$$

$$x = \sqrt{40}$$

$$x = 2\sqrt{10}$$

PTS: 2 REF: 081610geo NAT: G.SRT.B.5 TOP: Similarity
KEY: leg

145 ANS: 3

$$\frac{x}{10} = \frac{6}{4} \overline{CD} = 15 - 4 = 11$$

$$x = 15$$

PTS: 2 REF: 081612geo NAT: G.SRT.B.5 TOP: Similarity

KEY: basic

146 ANS: 1 PTS: 2 REF: 061518geo NAT: G.SRT.A.1

TOP: Line Dilations

147 ANS: 2

The given line h , $2x + y = 1$, does not pass through the center of dilation, the origin, because the y -intercept is at $(0, 1)$. The slope of the dilated line, m , will remain the same as the slope of line h , 2. All points on line h , such as $(0, 1)$, the y -intercept, are dilated by a scale factor of 4; therefore, the y -intercept of the dilated line is $(0, 4)$ because the center of dilation is the origin, resulting in the dilated line represented by the equation $y = -2x + 4$.

PTS: 2 REF: spr1403geo NAT: G.SRT.A.1 TOP: Line Dilations

148 ANS: 2

The line $y = 2x - 4$ does not pass through the center of dilation, so the dilated line will be distinct from $y = 2x - 4$. Since a dilation preserves parallelism, the line $y = 2x - 4$ and its image will be parallel, with slopes of 2. To obtain the y -intercept of the dilated line, the scale factor of the dilation, $\frac{3}{2}$, can be applied to the y -intercept,

$(0, -4)$. Therefore, $\left(0 \cdot \frac{3}{2}, -4 \cdot \frac{3}{2}\right) \rightarrow (0, -6)$. So the equation of the dilated line is $y = 2x - 6$.

PTS: 2 REF: fall1403geo NAT: G.SRT.A.1 TOP: Line Dilations

149 ANS: 1

The line $3y = -2x + 8$ does not pass through the center of dilation, so the dilated line will be distinct from $3y = -2x + 8$. Since a dilation preserves parallelism, the line $3y = -2x + 8$ and its image $2x + 3y = 5$ are parallel, with slopes of $-\frac{2}{3}$.

PTS: 2 REF: 061522geo NAT: G.SRT.A.1 TOP: Line Dilations

150 ANS: 4

The line $y = 3x - 1$ passes through the center of dilation, so the dilated line is not distinct.

PTS: 2 REF: 081524geo NAT: G.SRT.A.1 TOP: Line Dilations

151 ANS: 2 PTS: 2 REF: 011610geo NAT: G.SRT.A.1

TOP: Line Dilations

152 ANS: 1

$$B: (4 - 3, 3 - 4) \rightarrow (1, -1) \rightarrow (2, -2) \rightarrow (2 + 3, -2 + 4)$$

$$C: (2 - 3, 1 - 4) \rightarrow (-1, -3) \rightarrow (-2, -6) \rightarrow (-2 + 3, -6 + 4)$$

PTS: 2 REF: 011713geo NAT: G.SRT.A.1 TOP: Line Dilations

153 ANS: 4
 $3 \times 6 = 18$

PTS: 2 REF: 061602geo NAT: G.SRT.A.1 TOP: Line Dilations

154 ANS: 4

$$\sqrt{(32-8)^2 + (28-(-4))^2} = \sqrt{576 + 1024} = \sqrt{1600} = 40$$

PTS: 2 REF: 081621geo NAT: G.SRT.A.1 TOP: Line Dilations

155 ANS:

$$\ell: y = 3x - 4$$

$$m: y = 3x - 8$$

PTS: 2 REF: 011631geo NAT: G.SRT.A.1 TOP: Line Dilations

156 ANS: 1

PTS: 2 REF: 081605geo NAT: G.CO.A.5

TOP: Rotations KEY: grids

157 ANS:

ABC – point of reflection $\rightarrow (-y, x)$ + point of reflection $\triangle DEF \cong \triangle A'B'C'$ because $\triangle DEF$ is a reflection of

$$A(2, -3) - (2, -3) = (0, 0) \rightarrow (0, 0) + (2, -3) = A'(2, -3)$$

$$B(6, -8) - (2, -3) = (4, -5) \rightarrow (5, 4) + (2, -3) = B'(7, 1)$$

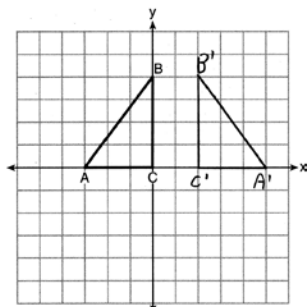
$$C(2, -9) - (2, -3) = (0, -6) \rightarrow (6, 0) + (2, -3) = C'(8, -3)$$

$\triangle A'B'C'$ and reflections preserve distance.

PTS: 4 REF: 081633geo NAT: G.CO.A.5 TOP: Rotations

KEY: grids

158 ANS:



PTS: 2 REF: 011625geo NAT: G.CO.A.5 TOP: Reflections

KEY: grids

159 ANS: 2

PTS: 2 REF: 061516geo NAT: G.SRT.A.2

TOP: Dilations

160 ANS: 4

PTS: 2 REF: 081506geo NAT: G.SRT.A.2

TOP: Dilations

161 ANS: 1

$$3^2 = 9$$

PTS: 2 REF: 081520geo NAT: G.SRT.A.2 TOP: Dilations

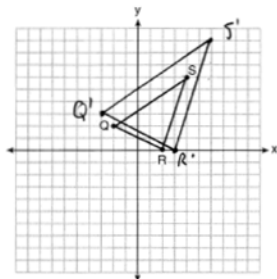
162 ANS: 1

$$\frac{4}{6} = \frac{3}{4.5} = \frac{2}{3}$$

PTS: 2

REF: 081523geo NAT: G.SRT.A.2 TOP: Dilations

163 ANS:



A dilation preserves slope, so the slopes of \overline{QR} and $\overline{Q'R'}$ are equal. Because the slopes are equal, $Q'R' \parallel QR$.

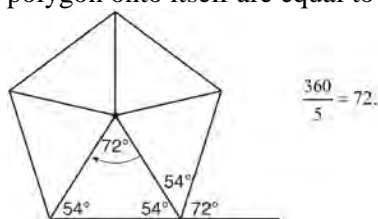
PTS: 4

REF: 011732geo NAT: G.SRT.A.2 TOP: Dilations

KEY: grids

164 ANS: 2

Segments drawn from the center of the regular pentagon bisect each angle of the pentagon, and create five isosceles triangles as shown in the diagram below. Since each exterior angle equals the angles formed by the segments drawn from the center of the regular pentagon, the minimum degrees necessary to carry a regular polygon onto itself are equal to the measure of an exterior angle of the regular polygon.



PTS: 2

REF: spr1402geo NAT: G.CO.A.3 TOP: Mapping a Polygon onto Itself

165 ANS: 3

PTS: 2

REF: 011710geo NAT: G.CO.A.3

TOP: Mapping a Polygon onto Itself

166 ANS: 1

PTS: 2

REF: 081505geo NAT: G.CO.A.3

TOP: Mapping a Polygon onto Itself

167 ANS:

$$\frac{360}{6} = 60$$

PTS: 2

REF: 081627geo NAT: G.CO.A.3 TOP: Mapping a Polygon onto Itself

168 ANS: 4

$$\frac{360^\circ}{10} = 36^\circ \quad 252^\circ \text{ is a multiple of } 36^\circ$$

PTS: 2

REF: 011717geo NAT: G.CO.A.3 TOP: Mapping a Polygon onto Itself

169 ANS: 1

$$\frac{360^\circ}{45^\circ} = 8$$

PTS: 2 REF: 061510geo NAT: G.CO.A.3 TOP: Mapping a Polygon onto Itself
 170 ANS: 4 PTS: 2 REF: 061504geo NAT: G.CO.A.5
 TOP: Compositions of Transformations KEY: identify

171 ANS:
 $T_{6,0} \circ r_{x\text{-axis}}$

PTS: 2 REF: 061625geo NAT: G.CO.A.5 TOP: Compositions of Transformations
 KEY: identify

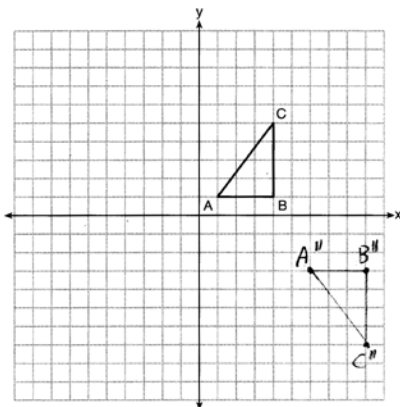
172 ANS:
 $T_{0,-2} \circ r_{y\text{-axis}}$

PTS: 2 REF: 011726geo NAT: G.CO.A.5 TOP: Compositions of Transformations
 KEY: identify

173 ANS: 1 PTS: 2 REF: 081507geo NAT: G.CO.A.5
 TOP: Compositions of Transformations KEY: identify

174 ANS: 1 PTS: 2 REF: 011608geo NAT: G.CO.A.5
 TOP: Compositions of Transformations KEY: identify

175 ANS:



PTS: 2 REF: 081626geo NAT: G.CO.A.5 TOP: Compositions of Transformations
 KEY: grids

176 ANS:
 Triangle $X'Y'Z$ is the image of $\triangle XYZ$ after a rotation about point Z such that \overline{ZX} coincides with \overline{ZU} . Since rotations preserve angle measure, \overline{ZY} coincides with \overline{ZV} , and corresponding angles X and Y , after the rotation, remain congruent, so $\overline{XY} \parallel \overline{UV}$. Then, dilate $\triangle X'Y'Z$ by a scale factor of $\frac{ZU}{ZX}$ with its center at point Z . Since dilations preserve parallelism, \overline{XY} maps onto \overline{UV} . Therefore, $\triangle XYZ \sim \triangle UVZ$.

PTS: 2 REF: spr1406geo NAT: G.SRT.A.2 TOP: Compositions of Transformations
 KEY: grids

- 177 ANS: 4 PTS: 2 REF: 081514geo NAT: G.SRT.A.2
TOP: Compositions of Transformations KEY: grids
- 178 ANS: 4 PTS: 2 REF: 061608geo NAT: G.SRT.A.2
TOP: Compositions of Transformations KEY: grids
- 179 ANS: 4 PTS: 2 REF: 081609geo NAT: G.SRT.A.2
TOP: Compositions of Transformations KEY: grids
- 180 ANS: 2 PTS: 2 REF: 011702geo NAT: G.SRT.A.2
TOP: Compositions of Transformations KEY: basic
- 181 ANS:
 $M = 180 - (47 + 57) = 76$ Rotations do not change angle measurements.
- PTS: 2 REF: 081629geo NAT: G.CO.B.6 TOP: Properties of Transformations
- 182 ANS: 4 PTS: 2 REF: 011611geo NAT: G.CO.B.6
TOP: Properties of Transformations KEY: graphics
- 183 ANS: 4
The measures of the angles of a triangle remain the same after all rotations because rotations are rigid motions which preserve angle measure.
- PTS: 2 REF: fall1402geo NAT: G.CO.B.6 TOP: Properties of Transformations
KEY: graphics
- 184 ANS: 4 PTS: 2 REF: 061502geo NAT: G.CO.A.2
TOP: Identifying Transformations KEY: basic
- 185 ANS: 2 PTS: 2 REF: 081513geo NAT: G.CO.A.2
TOP: Identifying Transformations KEY: graphics
- 186 ANS: 3 PTS: 2 REF: 081502geo NAT: G.CO.A.2
TOP: Identifying Transformations KEY: basic
- 187 ANS: 2 PTS: 2 REF: 081602geo NAT: G.CO.A.2
TOP: Identifying Transformations KEY: basic
- 188 ANS: 1 PTS: 2 REF: 061604geo NAT: G.CO.A.2
TOP: Identifying Transformations KEY: graphics
- 189 ANS: 3 PTS: 2 REF: 061616geo NAT: G.CO.A.2
TOP: Identifying Transformations KEY: graphics
- 190 ANS: 4 PTS: 2 REF: 011706geo NAT: G.CO.A.2
TOP: Identifying Transformations KEY: basic
- 191 ANS: 3 PTS: 2 REF: 011605geo NAT: G.CO.A.2
TOP: Analytical Representations of Transformations KEY: basic
- 192 ANS: 4 PTS: 2 REF: 061615geo NAT: G.SRT.C.6
TOP: Trigonometric Ratios
- 193 ANS: 3 PTS: 2 REF: 011714geo NAT: G.SRT.C.6
TOP: Trigonometric Ratios
- 194 ANS: 4 PTS: 2 REF: 061512geo NAT: G.SRT.C.7
TOP: Cofunctions
- 195 ANS: 1 PTS: 2 REF: 081606geo NAT: G.SRT.C.7
TOP: Cofunctions

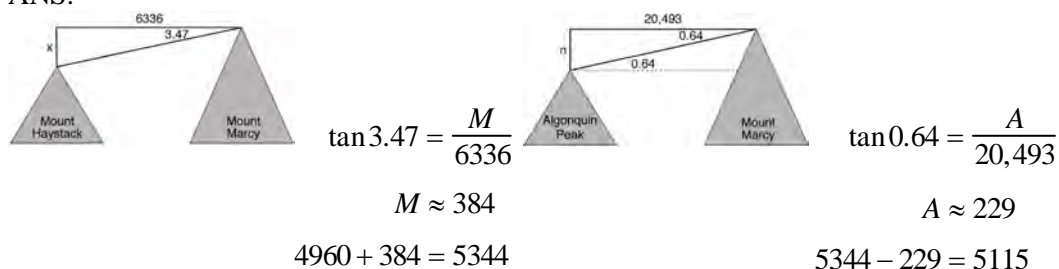
- 196 ANS:
The acute angles in a right triangle are always complementary. The sine of any acute angle is equal to the cosine of its complement.
- PTS: 2 REF: spr1407geo NAT: G.SRT.C.7 TOP: Cofunctions
- 197 ANS:
 $4x - .07 = 2x + .01$ $\sin A$ is the ratio of the opposite side and the hypotenuse while $\cos B$ is the ratio of the adjacent
 $2x = 0.8$
 $x = 0.4$
side and the hypotenuse. The side opposite angle A is the same side as the side adjacent to angle B . Therefore,
 $\sin A = \cos B$.
- PTS: 2 REF: fall1407geo NAT: G.SRT.C.7 TOP: Cofunctions
- 198 ANS: 1 PTS: 2 REF: 081504geo NAT: G.SRT.C.7
TOP: Cofunctions
- 199 ANS: 4 PTS: 2 REF: 011609geo NAT: G.SRT.C.7
TOP: Cofunctions
- 200 ANS:
 $73 + R = 90$ Equal cofunctions are complementary.
 $R = 17$
- PTS: 2 REF: 061628geo NAT: G.SRT.C.7 TOP: Cofunctions
- 201 ANS:
Yes, because 28° and 62° angles are complementary. The sine of an angle equals the cosine of its complement.
- PTS: 2 REF: 011727geo NAT: G.SRT.C.7 TOP: Cofunctions
- 202 ANS: 3
 $\tan 34 = \frac{T}{20}$
 $T \approx 13.5$
- PTS: 2 REF: 061505geo NAT: G.SRT.C.8 TOP: Using Trigonometry to Find a Side
KEY: graphics
- 203 ANS:
 x represents the distance between the lighthouse and the canoe at 5:00; y represents the distance between the
lighthouse and the canoe at 5:05. $\tan 6 = \frac{112 - 1.5}{x}$ $\tan(49 + 6) = \frac{112 - 1.5}{y}$ $\frac{1051.3 - 77.4}{5} \approx 195$
 $x \approx 1051.3$ $y \approx 77.4$
- PTS: 4 REF: spr1409geo NAT: G.SRT.C.8 TOP: Using Trigonometry to Find a Side
KEY: advanced

204 ANS:

$$\begin{aligned} \tan 52.8 &= \frac{h}{x} & x \tan 52.8 &= x \tan 34.9 + 8 \tan 34.9 & \tan 52.8 &\approx \frac{h}{9} & 11.86 + 1.7 &\approx 13.6 \\ h &= x \tan 52.8 & x \tan 52.8 - x \tan 34.9 &= 8 \tan 34.9 & & & x &\approx 11.86 \\ \tan 34.9 &= \frac{h}{x+8} & x(\tan 52.8 - \tan 34.9) &= 8 \tan 34.9 & & & & \\ h &= (x+8) \tan 34.9 & x &= \frac{8 \tan 34.9}{\tan 52.8 - \tan 34.9} & & & & \\ & & x &\approx 9 & & & & \end{aligned}$$

PTS: 6 REF: 011636geo NAT: G.SRT.C.8 TOP: Using Trigonometry to Find a Side
KEY: advanced

205 ANS:



PTS: 6 REF: fall1413geo NAT: G.SRT.C.8 TOP: Using Trigonometry to Find a Side
KEY: advanced

206 ANS:

$$\begin{aligned} \tan 7 &= \frac{125}{x} & \tan 16 &= \frac{125}{y} & 1018 - 436 &\approx 582 \\ x &\approx 1018 & y &\approx 436 & & \end{aligned}$$

PTS: 4 REF: 081532geo NAT: G.SRT.C.8 TOP: Using Trigonometry to Find a Side
KEY: advanced

207 ANS:

$$\begin{aligned} \sin 70 &= \frac{30}{L} \\ L &\approx 32 \end{aligned}$$

PTS: 2 REF: 011629geo NAT: G.SRT.C.8 TOP: Using Trigonometry to Find a Side
KEY: graphics

208 ANS: 4

$$\begin{aligned} \sin 70 &= \frac{x}{20} \\ x &\approx 18.8 \end{aligned}$$

PTS: 2 REF: 061611geo NAT: G.SRT.C.8 TOP: Using Trigonometry to Find a Side
KEY: without graphics

209 ANS:

$$\sin 75 = \frac{15}{x}$$

$$x = \frac{15}{\sin 75}$$

$$x \approx 15.5$$

PTS: 2

REF: 081631geo

NAT: G.SRT.C.8

TOP: Using Trigonometry to Find a Side

KEY: graphics

210 ANS: 2

$$\tan \theta = \frac{2.4}{x}$$

$$\frac{3}{7} = \frac{2.4}{x}$$

$$x = 5.6$$

PTS: 2

REF: 011707geo

NAT: G.SRT.C.8

TOP: Using Trigonometry to Find a Side

211 ANS: 3

$$\cos 40 = \frac{14}{x}$$

$$x \approx 18$$

PTS: 2

REF: 011712geo

NAT: G.SRT.C.8

TOP: Using Trigonometry to Find a Side

212 ANS: 1

The man's height, 69 inches, is opposite to the angle of elevation, and the shadow length, 102 inches, is adjacent to the angle of elevation. Therefore, tangent must be used to find the angle of elevation. $\tan x = \frac{69}{102}$

$$x \approx 34.1$$

PTS: 2

REF: fall1401geo

NAT: G.SRT.C.8

TOP: Using Trigonometry to Find an Angle

213 ANS:

$$\tan x = \frac{10}{4}$$

$$x \approx 68$$

PTS: 2

REF: 061630geo

NAT: G.SRT.C.8

TOP: Using Trigonometry to Find an Angle

214 ANS:

$$\sin x = \frac{4.5}{11.75}$$

$$x \approx 23$$

PTS: 2

REF: 061528geo

NAT: G.SRT.C.8

TOP: Using Trigonometry to Find an Angle

215 ANS: 3

$$\cos A = \frac{9}{14}$$

$$A \approx 50^\circ$$

PTS: 2 REF: 011616geo NAT: G.SRT.C.8 TOP: Using Trigonometry to Find an Angle

216 ANS:

$$\tan x = \frac{12}{75} \quad \tan y = \frac{72}{75} \quad 43.83 - 9.09 \approx 34.7$$

$$x \approx 9.09 \quad y \approx 43.83$$

PTS: 4 REF: 081634geo NAT: G.SRT.C.8 TOP: Using Trigonometry to Find an Angle

217 ANS: 3 PTS: 2 REF: 061524geo NAT: G.CO.B.7

TOP: Triangle Congruency

218 ANS:

Reflections are rigid motions that preserve distance.

PTS: 2 REF: 061530geo NAT: G.CO.B.7 TOP: Triangle Congruency

219 ANS: 1 PTS: 2 REF: 011703geo NAT: G.SRT.B.5

TOP: Triangle Congruency

220 ANS:

It is given that point D is the image of point A after a reflection in line CH . It is given that \overleftrightarrow{CH} is the perpendicular bisector of \overline{BCE} at point C . Since a bisector divides a segment into two congruent segments at its midpoint, $\overline{BC} \cong \overline{EC}$. Point E is the image of point B after a reflection over the line CH , since points B and E are equidistant from point C and it is given that \overleftrightarrow{CH} is perpendicular to \overline{BE} . Point C is on \overleftrightarrow{CH} , and therefore, point C maps to itself after the reflection over \overleftrightarrow{CH} . Since all three vertices of triangle ABC map to all three vertices of triangle DEC under the same line reflection, then $\triangle ABC \cong \triangle DEC$ because a line reflection is a rigid motion and triangles are congruent when one can be mapped onto the other using a sequence of rigid motions.

PTS: 6 REF: spr1414geo NAT: G.CO.B.8 TOP: Triangle Congruency

221 ANS:

Translate $\triangle ABC$ along \overline{CF} such that point C maps onto point F , resulting in image $\triangle A'B'C'$. Then reflect $\triangle A'B'C'$ over \overline{DF} such that $\triangle A'B'C'$ maps onto $\triangle DEF$.

or

Reflect $\triangle ABC$ over the perpendicular bisector of \overline{EB} such that $\triangle ABC$ maps onto $\triangle DEF$.

PTS: 2 REF: fall1408geo NAT: G.CO.B.8 TOP: Triangle Congruency

222 ANS:

The transformation is a rotation, which is a rigid motion.

PTS: 2 REF: 081530geo NAT: G.CO.B.8 TOP: Triangle Congruency

223 ANS:

Translations preserve distance. If point D is mapped onto point A , point F would map onto point C . $\triangle DEF \cong \triangle ABC$ as $\overline{AC} \cong \overline{DF}$ and points are collinear on line ℓ and a reflection preserves distance.

PTS: 4 REF: 081534geo NAT: G.CO.B.8 TOP: Triangle Congruency

224 ANS:

Yes. The sequence of transformations consists of a reflection and a translation, which are isometries which preserve distance and congruency.

PTS: 2 REF: 011628geo NAT: G.CO.B.8 TOP: Triangle Congruency

225 ANS: 3 PTS: 2 REF: 081622geo NAT: G.CO.B.8

TOP: Triangle Congruency

226 ANS:

(2) Euclid's Parallel Postulate; (3) Alternate interior angles formed by parallel lines and a transversal are congruent; (4) Angles forming a line are supplementary; (5) Substitution

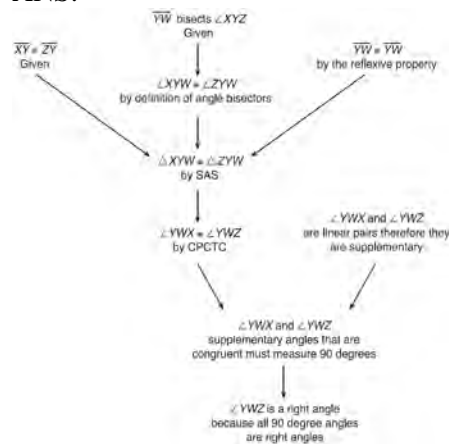
PTS: 4 REF: 011633geo NAT: G.CO.C.10 TOP: Triangle Proofs

227 ANS:

$\overline{LA} \cong \overline{DN}$, $\overline{CA} \cong \overline{CN}$, and $\overline{DAC} \perp \overline{LCN}$ (Given). $\angle LCA$ and $\angle DCN$ are right angles (Definition of perpendicular lines). $\triangle LAC$ and $\triangle DNC$ are right triangles (Definition of a right triangle). $\triangle LAC \cong \triangle DNC$ (HL). $\triangle LAC$ will map onto $\triangle DNC$ after rotating $\triangle LAC$ counterclockwise 90° about point C such that point L maps onto point D .

PTS: 4 REF: spr1408geo NAT: G.SRT.B.4 TOP: Triangle Proofs

228 ANS:



$\triangle XYZ$, $\overline{XY} \cong \overline{ZY}$, and \overline{YW} bisects $\angle XYZ$ (Given). $\triangle XYZ$ is isosceles (Definition of isosceles triangle). \overline{YW} is an altitude of $\triangle XYZ$ (The angle bisector of the vertex of an isosceles triangle is also the altitude of that triangle). $\overline{YW} \perp \overline{XZ}$ (Definition of altitude). $\angle YWZ$ is a right angle (Definition of perpendicular lines).

PTS: 4 REF: spr1411geo NAT: G.CO.C.10 TOP: Triangle Proofs

229 ANS:

As the sum of the measures of the angles of a triangle is 180° , $m\angle ABC + m\angle BCA + m\angle CAB = 180^\circ$. Each interior angle of the triangle and its exterior angle form a linear pair. Linear pairs are supplementary, so $m\angle ABC + m\angle FBC = 180^\circ$, $m\angle BCA + m\angle DCA = 180^\circ$, and $m\angle CAB + m\angle EAB = 180^\circ$. By addition, the sum of these linear pairs is 540° . When the angle measures of the triangle are subtracted from this sum, the result is 360° , the sum of the exterior angles of the triangle.

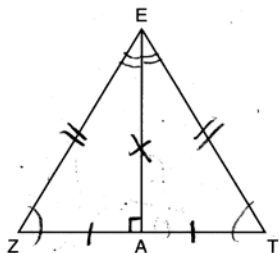
PTS: 4 REF: fall1410geo NAT: G.CO.C.10 TOP: Triangle Proofs

230 ANS: 3

1) only proves AA; 2) need congruent legs for HL; 3) SAS; 4) only proves product of altitude and base is equal

PTS: 2 REF: 061607geo NAT: G.CO.C.10 TOP: Triangle Proofs

231 ANS: 2



PTS: 2 REF: 061619geo NAT: G.SRT.B.4 TOP: Triangle Proofs

232 ANS:

Parallelogram $ABCD$, diagonals \overline{AC} and \overline{BD} intersect at E (given). $\overline{DC} \parallel \overline{AB}$; $\overline{DA} \parallel \overline{CB}$ (opposite sides of a parallelogram are parallel). $\angle ACD \cong \angle CAB$ (alternate interior angles formed by parallel lines and a transversal are congruent).

PTS: 2 REF: 081528geo NAT: G.CO.C.11 TOP: Quadrilateral Proofs

233 ANS:

Parallelogram $ABCD$, $\overline{BE} \perp \overline{CED}$, $\overline{DF} \perp \overline{BFC}$, $\overline{CE} \cong \overline{CF}$ (given). $\angle BEC \cong \angle DFC$ (perpendicular lines form right angles, which are congruent). $\angle FCD \cong \angle BCE$ (reflexive property). $\triangle BEC \cong \triangle DFC$ (ASA). $\overline{BC} \cong \overline{CD}$ (CPCTC). $ABCD$ is a rhombus (a parallelogram with consecutive congruent sides is a rhombus).

PTS: 6 REF: 081535geo NAT: G.SRT.B.5 TOP: Quadrilateral Proofs

234 ANS:

Quadrilateral $ABCD$ with diagonals \overline{AC} and \overline{BD} that bisect each other, and $\angle 1 \cong \angle 2$ (given); quadrilateral $ABCD$ is a parallelogram (the diagonals of a parallelogram bisect each other); $\overline{AB} \parallel \overline{CD}$ (opposite sides of a parallelogram are parallel); $\angle 1 \cong \angle 3$ and $\angle 2 \cong \angle 4$ (alternate interior angles are congruent); $\angle 2 \cong \angle 3$ and $\angle 3 \cong \angle 4$ (substitution); $\triangle ACD$ is an isosceles triangle (the base angles of an isosceles triangle are congruent); $\overline{AD} \cong \overline{DC}$ (the sides of an isosceles triangle are congruent); quadrilateral $ABCD$ is a rhombus (a rhombus has consecutive congruent sides); $\overline{AE} \perp \overline{BE}$ (the diagonals of a rhombus are perpendicular); $\angle BEA$ is a right angle (perpendicular lines form a right angle); $\triangle AEB$ is a right triangle (a right triangle has a right angle).

PTS: 6 REF: 061635geo NAT: G.CO.C.11 TOP: Quadrilateral Proofs

235 ANS:

Quadrilateral $ABCD$ is a parallelogram with diagonals \overline{AC} and \overline{BD} intersecting at E (Given). $\overline{AD} \cong \overline{BC}$ (Opposite sides of a parallelogram are congruent). $\angle AED \cong \angle CEB$ (Vertical angles are congruent). $\overline{BC} \parallel \overline{DA}$ (Definition of parallelogram). $\angle DBC \cong \angle BDA$ (Alternate interior angles are congruent). $\triangle AED \cong \triangle CEB$ (AAS). 180° rotation of $\triangle AED$ around point E .

PTS: 4 REF: 061533geo NAT: G.SRT.B.5 TOP: Quadrilateral Proofs

236 ANS:

Parallelogram $ANDR$ with \overline{AW} and \overline{DE} bisecting \overline{NWD} and \overline{REA} at points W and E (Given). $\overline{AN} \cong \overline{RD}$, $\overline{AR} \cong \overline{DN}$ (Opposite sides of a parallelogram are congruent). $AE = \frac{1}{2}AR$, $WD = \frac{1}{2}DN$, so $\overline{AE} \cong \overline{WD}$ (Definition of bisect and division property of equality). $\overline{AR} \parallel \overline{DN}$ (Opposite sides of a parallelogram are parallel). $AWDE$ is a parallelogram (Definition of parallelogram). $RE = \frac{1}{2}AR$, $NW = \frac{1}{2}DN$, so $\overline{RE} \cong \overline{NW}$ (Definition of bisect and division property of equality). $\overline{ED} \cong \overline{AW}$ (Opposite sides of a parallelogram are congruent). $\triangle ANW \cong \triangle DRE$ (SSS).

PTS: 6 REF: 011635geo NAT: G.SRT.B.5 TOP: Quadrilateral Proofs

237 ANS:

Quadrilateral $ABCD$, $\overline{AB} \cong \overline{CD}$, $\overline{AB} \parallel \overline{CD}$, and \overline{BF} and \overline{DE} are perpendicular to diagonal \overline{AC} at points F and E (given). $\angle AED$ and $\angle CFB$ are right angles (perpendicular lines form right angles). $\angle AED \cong \angle CFB$ (All right angles are congruent). $ABCD$ is a parallelogram (A quadrilateral with one pair of sides congruent and parallel is a parallelogram). $\overline{AD} \parallel \overline{BC}$ (Opposite sides of a parallelogram are parallel). $\angle DAE \cong \angle BCF$ (Parallel lines cut by a transversal form congruent alternate interior angles). $\overline{DA} \cong \overline{BC}$ (Opposite sides of a parallelogram are congruent). $\triangle ADE \cong \triangle CBF$ (AAS). $\overline{AE} \cong \overline{CF}$ (CPCTC).

PTS: 6 REF: 011735geo NAT: G.SRT.B.5 TOP: Quadrilateral Proofs

238 ANS:

Circle O , secant \overline{ACD} , tangent \overline{AB} (Given). Chords \overline{BC} and \overline{BD} are drawn (Auxiliary lines). $\angle A \cong \angle A$, $\widehat{BC} \cong \widehat{BC}$ (Reflexive property). $m\angle BDC = \frac{1}{2}m\widehat{BC}$ (The measure of an inscribed angle is half the measure of the intercepted arc). $m\angle CBA = \frac{1}{2}m\widehat{BC}$ (The measure of an angle formed by a tangent and a chord is half the measure of the intercepted arc). $\angle BDC \cong \angle CBA$ (Angles equal to half of the same arc are congruent). $\triangle ABC \sim \triangle ADB$ (AA). $\frac{AB}{AC} = \frac{AD}{AB}$ (Corresponding sides of similar triangles are proportional). $AC \cdot AD = AB^2$ (In a proportion, the product of the means equals the product of the extremes).

PTS: 6 REF: spr1413geo NAT: G.SRT.B.5 TOP: Circle Proofs

239 ANS:

Circle O , chords \overline{AB} and \overline{CD} intersect at E (Given); Chords \overline{CB} and \overline{AD} are drawn (auxiliary lines drawn); $\angle CEB \cong \angle AED$ (vertical angles); $\angle C \cong \angle A$ (Inscribed angles that intercept the same arc are congruent); $\triangle BCE \sim \triangle DAE$ (AA); $\frac{AE}{CE} = \frac{ED}{EB}$ (Corresponding sides of similar triangles are proportional); $AE \cdot EB = CE \cdot ED$ (The product of the means equals the product of the extremes).

PTS: 6 REF: 081635geo NAT: G.SRT.B.5 TOP: Circle Proofs

240 ANS:

Parallelogram $ABCD$, \overline{EFG} , and diagonal \overline{DFB} (given); $\angle DFE \cong \angle BFG$ (vertical angles); $\overline{AD} \parallel \overline{CB}$ (opposite sides of a parallelogram are parallel); $\angle EDF \cong \angle GBF$ (alternate interior angles are congruent); $\triangle DEF \sim \triangle BGF$ (AA).

PTS: 4 REF: 061633geo NAT: G.SRT.A.3 TOP: Similarity Proofs

241 ANS:

\overline{GI} is parallel to \overline{NT} , and \overline{IN} intersects at A (given); $\angle I \cong \angle N$, $\angle G \cong \angle T$ (paralleling lines cut by a transversal form congruent alternate interior angles); $\triangle GIA \sim \triangle TNA$ (AA).

PTS: 2 REF: 011729geo NAT: G.SRT.A.3 TOP: Similarity Proofs

242 ANS:

A dilation of $\frac{5}{2}$ about the origin. Dilations preserve angle measure, so the triangles are similar by AA.

PTS: 4 REF: 061634geo NAT: G.SRT.A.3 TOP: Similarity Proofs

243 ANS:

Circle A can be mapped onto circle B by first translating circle A along vector \overline{AB} such that A maps onto B , and then dilating circle A , centered at A , by a scale factor of $\frac{5}{3}$. Since there exists a sequence of transformations that maps circle A onto circle B , circle A is similar to circle B .

PTS: 2 REF: spr1404geo NAT: G.C.A.1 TOP: Similarity Proofs